

Constituency

Dennerly South - O

POLLING DIVISION: 01

Bousquet D'or, Delaide, La Caye, Clavier, Bois Joli, Bazile, Morne Vent, Pays Perdu, Mt Beaujolas, Deux Branches, Lumiere.

POLLING DIVISION: 02





Dennerly Village (North): – New Field, Upper Hill Row, Over-The-Bridge, Hospital Road, Cork Street, Church Street, La Pointe, High Street (Northern Part), By Pass North, Praslin Lane, Tous-A-L'eau.

POLLING DIVISION: 03

Dennerly Village (South): – Victoria Street, St Peter's Lane, High Street (Southern Part), By Pass (South), Green Mountain, Mole Road, Grass Street, Anse Canot, St Joseph, Bay Street, Cecilia Street, Rockey Lane, Errand Deux Branches.









General Election July 2, 1979

Polling Division	Voters on List						REJECTED	VOTES CAST
		Remy Lesmond	Clendon Mason					
		SLP	UWP					
								
Polling Station O1 : John Matorah Dance Hall								
A - Z	297	102	121				6	229
Polling Station O2 : Dennery Infant School								
A - I	461	152	206				5	363
J - Z	513	166	175				18	359
SUB TOTAL	974	318	381				23	722
Polling Station O3 : Dennery Boys' Primary School								
A - I	359	168	89				4	261
J - Z	327	161	82				8	251
SUB TOTAL	686	329	171				12	512
GRAND TOTAL	1957	749	673				41	1463




General Election May 3, 1982

Polling Station	Voters on List						REJECTED	VOTES CAST
		Remy Lesmond	Clendon Mason	George Goddard				
		SLP	UWP					
								
Polling Station O1 : Hog Plum Disco								
A - Z	335	76	138	30			3	247
Polling Station O2 : Dennery Infant School								
A - E	329	104	146	6			3	259
F - L	341	89	153	11			2	255
M - Z	442	130	177	16			8	331
SUB TOTAL	1112	323	476	33			13	845
Polling Station O3 : Dennery Boys' School								
A - I	386	158	123	15			3	299
J - Z	379	136	107	19			2	264
SUB TOTAL	765	294	230	34			5	563
POLICE	14							
GRAND TOTAL	2226	693	844	97			21	1655







General Election April 6, 1987

Polling Division	Voters on List						REJECTED	VOTES CAST
		Remy Lesmond	Ivan Gaspard	Denis S. D'Abreo				
		SLP	UWP	PLP				
								
Polling Station O1 : Hog Plum Disco (Adelaide)								
A - Z	380	113	144	0	0		7	264
Polling Station O2 : Dennery Infant School								
A - E	392	152	121	4			15	292
F - J	345	123	135	2			5	265
K - P	298	117	93	4			5	219
Q - Z	282	99	94	2			3	198
SUB TOTAL	1317	491	443	12			28	974
Polling Station O3 : Dennery Boy's School								
A - E	239	110	68	7			6	191
F - N	300	152	74	1			3	230
O - Z	239	109	56	2			4	171
SUB TOTAL	795	371	198	10			13	592
POLICE	17							
GRAND TOTAL	2492	216	785	22			48	1830







General Election April 30, 1987

Polling Division	Voters on List						REJECTED	VOTES CAST
		Remy Lesmond	Ivan Gaspard					
		SLP	UWP					
								
Polling Station O1 : Hog Plum Disco (Adelaide)								
A - Z	381	121	168				2	291
Polling Station O2 : Dennery Infant School								
A - E	392	160	153				6	319
F - J	345	130	149				8	287
K - P	299	122	108				8	238
Q - Z	282	105	109				7	221
SUB TOTAL	1318	517	519				29	1065
Polling Station O3 : Dennery Boys' Primary School								
A - E	240	120	80				6	206
F - N	302	153	87				5	245
O - Z	240	108	65				7	180
SUB TOTAL	800	381	232				18	631
POLICE	18							
GRAND TOTAL	2499	1019	919				49	1987








General Election April 27, 1992

Polling Division	Voters on List						REJECTED	VOTES CAST
		Remy Lesmond	Oliver Sampson					
		SLP	UWP					
								
Polling Station O1 : Hog Plum Disco (Adelaide)								
A - Z	465	155	197				3	335
Polling Station O2 : Dennery Infant School								
A - C	284	112	92				5	209
D - G	412	175	163				4	342
H - M	385	116	156				4	276
N - R	284	133	93				0	226
S - Z	273	89	110				1	200
SUB TOTAL	1638	625	614				14	1253
Polling Station O3 : Dennery Secondary School								
A - E	317	144	81				2	227
F - M	343	177	82				0	259
N - Z	248	122	85				1	208
SUB TOTAL	927	443	248				3	694
POLICE	19							
GRAND TOTAL	3030	1223	1059				20	2302










General Election May 23, 1997

Polling Division	Voters on List						REJECTED	VOTES CAST
		Damian Greaves	Jovita St Marthe	Denis S. D' Abreo				
		SLP	UWP	INDEP.				
								
Polling Station O1 : Hog Plum Disco (Adelaide)								
A - F	241	102	68	8			1	179
G - Z	307	128	88	1			1	218
SUB TOTAL	548	230	156	9			2	397
Polling Station O2 : Dennery Infant School								
A - D	372	158	87	9			6	260
E - F	355	147	129	2			5	283
G - K	395	141	123	3			5	172
L - P	438	178	116	6			1	301
Q - Z	420	161	138	1			3	303
SUB TOTAL	1980	785	593	21			20	1591
Polling Station O3 : Dennery Secondary School								
A - E	270	127	60	3			3	193
F - L	288	112	70	0			0	182
M - Z	282	150	65	3			0	218
SUB TOTAL	867	389	195	6			3	593
POLICE	27							
GRAND TOTAL	3395	1404	944	36			25	2409








General Election December 3, 2001

Polling Division	Voters on List					REJECTED	VOTES CAST	
		Damian Greaves	Michael Gustave	Jovita St Marthe	Denis S. D'Abreo			
		SLP	UWP	NAU	NFP			
								
Polling Station O1 : La Caye Day Care Centre								
A - I	390	129	73	0	2		0	204
J - Z	309	127	42	1	0		2	172
SUB TOTAL	699	256	115	1	2		2	376
Polling Station O2 : Dennery Infant School								
A - C	323	87	67	5	0		3	162
D - E	283	97	72	6	0		1	176
F - I	402	107	94	4	5		1	211
J - M	402	110	98	3	2		2	215
N - R	386	134	57	3	1		1	196
S - Z	351	100	82	8	0		2	192
SUB TOTAL	2147	625	470	29	8		10	1152
Polling Station O3 : Dennery Secondary School								
A - E	269	99	42	3	0		1	145
F - K	244	102	42	3	0		3	150
L - Z	321	109	41	2	1		0	153
SUB TOTAL	857	310	125	8	1		4	448
POLICE	23							
GRAND TOTAL	3703	1201	710	38	11		16	1976









General Election December 11, 2006

Polling Division	Voters on List						REJECTED	VOTES CAST
		Mary Skelly	Edmund Estephane	Oliver Sampson				
		SLP	UWP	INDEP.				
								
Polling Station O1 : La Caye Day Care Centre								
A - G	404	124	111	0			1	236
H - Z	382	119	114	1			5	239
SUB TOTAL	786	243	225	1			6	475
Polling Division O2 : Dennery Infant School								
A - D	398	100	103	3			3	209
E - F	263	94	149	0			1	244
G - K	450	96	171	0			2	269
L - O	277	78	112	2			1	193
P - R	357	119	90	5			4	218
S - Z	369	81	125	1			3	210
SUB TOTAL	2114	568	750	11			14	1343
Polling Station O3 : Dennery Secondary School								
A - E	320	117	86	1			3	207
F - M	238	138	89	1			4	232
N - Z	302	107	84	0			3	194
SUB TOTAL	860	362	259	2			10	633
GRAND TOTAL	3760	1173	1234	14			30	2451








General Election November 28, 2011

Polling Division	Voters on List						REJECTED	VOTES CAST
		Albert Fregis	Edmund Estephane	Rufus Alexander				
		SLP	UWP	LPM				
								
Polling Station O1 : La Caye Day Care Centre								
A - D	269	93	80	0			7	180
E - J	299	68	110	0			2	180
K - Z	367	115	119	0			3	237
SUB TOTAL	935	276	309	0			12	597
Polling Division O2 : Dennery Infant School								
A - C	372	102	106	3			11	222
D - E	300	70	104	0			5	179
F - G	384	103	129	1			12	245
H - K	337	84	135	0			5	224
L - O	300	103	147	1			6	257
P - R	366	117	88	0			9	214
S - Z	406	85	122	2			12	221
SUB TOTAL	2465	664	831	7			60	1562
Polling Station O3 : Dennery Secondary School								
A - E	362	136	75	2			15	228
F - J	314	106	89	0			8	203
K - Q	244	85	69	0			8	162
R - Z	243	86	59	0			0	145
SUB TOTAL	1163	413	292	2			31	738
GRAND TOTAL	4563	1353	1432	9			103	2897



General Election June 6, 2016

Polling Division	Voters on List						REJECTED	VOTES CAST
		Gedeon Jerome	Edmund Estephane	Caleb Celestine				
		SLP	UWP	INDEP.				
								
Polling Station O1 : La Caye Day Care Centre								
A - E	387	114	98	0			8	220
F - L	310	70	99	1			3	173
M - Z	366	100	110	0			7	217
SUB TOTAL	1063	284	307	1			18	610
POLICE	10							
Polling Division O2 : Dennery Infant School								
A - C	399	84	123	2			11	220
D - E	334	119	167	0			11	297
F - G	414	104	113	1			21	239
H - K	375	79	134	0			10	223
L - O	311	53	109	0			15	177
P - R	379	110	96	1			8	215
S - Z	413	81	120	0			14	215
SUB TOTAL	2625	630	862	4			90	1586
POLICE	59							
Polling Station O3 : Dennery Secondary School								
A - E	383	125	82	1			13	221
F - J	345	114	87	0			20	221
K - R	313	105	81	1			4	191
S - Z	201	59	45	0			6	110
SUB TOTAL	1242	403	295	2			43	743
POLICE	22							
GRAND TOTAL	5021	1317	1464	7			151	2939