

Constituency

Micoud North - N

POLLING DIVISION: N1

Praslin Village.

POLLING DIVISION: N2

Mamiku, Mon Repos, Lombard, Mt Eole, La Haut.

POLLING DIVISION: N3




Patience, La Pointe, Malgretoute, Fond Devaux, Madoir, Fond Estate, St Marc, Escap, D'aubaign

POLLING DIVISION: N4

Mahaut, La Teille, Volet Estate, Micoud Village (North), Jn Baptiste Hill, New Village, Up-The-Line, Over-The-Bridge, Riverside Road, Philadelphia Row.







General Election July 2, 1979

Polling Division	Voters on List						REJECTED	VOTES CAST
		Thomas James	Rodney D. Jn Baptiste					
		SLP	UWP					
								
Polling Station N1 : Nathaniel Joseph's House (Praslin)								
A - Z	160	13	93				13	119
Polling Station N2 : Mon Repos School								
A - I	288	31	170				14	215
J - Z	510	59	302				12	373
SUB TOTAL	798	90	472				26	588
Polling Station N3 : Hilary Charley's House (Patience)								
A - I	269	44	164				8	216
J - Z	402	61	243				9	313
SUB TOTAL	671	105	407				17	529
Polling Station N4 : Agatha's House Micoud Village								
A - I	431	31	279				14	324
J - Z	469	31	306				9	346
SUB TOTAL	900	62	585				23	670
Polling Station N5 : Micoud Community Centre								
A - Z	590	49	313				20	382
GRAND TOTAL	3119	319	1870				99	2288







General Election May 3, 1982

Polling Station	Voters on List						REJECTED	VOTES CAST
			Robert Charles					
		SLP	UWP	PLP				
								
Polling Station N1 : Nathaniel Joseph's House (Praslin)								
A - Z	174	0	121	2			5	128
Polling Station N2 : Mon Repos School								
A - J	474	4	296	26			6	332
K - Z	436	10	261	24			16	311
SUB TOTAL	910	14	557	50			22	643
Polling Station N3 : Hilary Charley's Residence (Patience)								
A - K	436	7	282	19			35	343
L - Z	332	3	222	9			7	241
SUB TOTAL	768	10	504	28			42	584
Polling Station N4 : Micoud Parish Centre								
A - E	360	4	244	3			8	259
F - L	358	4	213	6			8	231
M - Z	334	2	214	11			5	232
SUB TOTAL	1052	10	671	20			21	722
Polling Station N5 : Micoud Community Centre								
A - J	357	6	218	6			2	232
K - Z	251	0	146	7			20	173
SUB TOTAL	608	6	364	13			22	405
POLICE	6							
GRAND TOTAL	3518	40	2217	113			112	2482






General Election April 6, 1987

Polling Division	Voters on List				REJECTED	VOTES CAST
		Servillus Jeffery	Louis George	Mathew Monroe		
		SLP	UWP	PLP		
						
Polling Station N1 : Nathaniel Joseph's House (Praslin)						
A - Z	214	22	113	2	5	142
Polling Station N2 : Mon Repos Combined School						
A - G	366	21	184	4	8	217
H - N	338	18	165	1	12	196
O - Z	304	21	159	4	7	191
SUB TOTAL	1008	60	508	9	27	604
Polling Station N3 : Hilary Charley's Hose Patience						
A - F	305	29	157	4	4	194
G - O	307	24	144	3	8	179
P - Z	286	39	149	1	4	193
SUB TOTAL	898	92	450	8	16	566
Polling Station N4 : Micoud Parish Centre						
A - C	276	6	162	1	6	175
D - I	275	7	160	2	4	173
J - O	342	6	179	6	5	196
P - Z	248	8	126	3	3	140
SUB TOTAL	1141	27	627	12	18	684
Polling Station N5 : Micoud Community Centre						
A - I	310	7	175	7	4	193
J - Z	315	8	172	4	11	195
SUB TOTAL	632	15	347	11	15	388
POLICE	7					
GRAND TOTAL	3893	216	2045	42	81	2384







General Election April 30, 1987

Polling Division	Voters on List	Servillus Jeffery	 Louis George				REJECTED	VOTES CAST
								
Polling Station N1 : Nathaniel Joseph's House (Praslin)								
A - Z	214	18	119				3	140
Polling Station N2 : Mon Repos Combined School								
A - G	366	22	187				13	222
H - N	338	24	190				19	223
O - Z	304	28	180				2	210
SUB TOTAL	1008	74	557				34	655
Polling Station N3 : Hilary Charley's House (Patience)								
A - F	305	24	179				6	209
G - O	307	22	165				7	194
P - Z	287	19	174				6	199
SUB TOTAL	899	65	518				19	602
Polling Station N4 : Micoud Parish Centre								
A - C	276	5	189				2	196
D - I	275	6	172				4	182
J - O	342	5	206				6	217
P - Z	248	8	147				7	162
SUB TOTAL	1141	24	714				19	757
Polling Station N5 : Micoud Community Centre								
A - I	310	8	198				8	211
J - Z	315	5	204				5	217
SUB TOTAL	632	13	402				13	1060
POLICE	7							








General Election April 27, 1992

Polling Division	Voters on List						REJECTED	VOTES CAST
		Marius Wilson	Louis George					
		SLP	UWP					
								
Polling Station N1 : Nathaniel Joseph's House (Praslin)								
A - Z	253	64	113				3	180
Polling Station N2 : Mon Repos Combined School								
A - E	275	33	142				1	176
F - J	340	67	148				6	221
K - R	285	63	116				4	183
S - Z	250	47	120				8	175
SUB TOTAL	1150	210	526				19	755
Polling Station N3 : Patience Combined School								
A - F	356	79	167				0	246
G - O	360	87	162				4	253
P - Z	325	71	153				14	238
SUB TOTAL	1041	237	482				18	737
Polling Station N4 : Micoud Parish Centre								
A - C	303	25	166				1	192
D - I	308	23	175				14	212
J - N	370	40	193				1	234
O - Z	225	27	155				2	184
SUB TOTAL	1298	238	593				28	859
Polling Station N5 : Micoud Community Centre								
A - I	383	38	208				3	249
J - Z	370	43	227				3	273
SUB TOTAL	761	81	435				6	522
POLICE	8							







General Election May 23, 1997

Polling Division	Voters on List						REJECTED	VOTES CAST
		Abel Wilson	Louis George	Mc Donald Alexander				
		SLP	UWP	INDEP.				
								
Polling Station N1 : Parslin Community Centre								
A - Z	293	163	30	0			4	197
Polling Station N2 : Mon Repos Combined School								
A - E	309	101	86	1			0	188
F - J	388	162	91	0			2	255
K - R	329	141	62	0			4	207
S - Z	296	115	86	0			2	203
SUB TOTAL	1322	519	325	1			8	853
Polling Station N3 : Patience Combined School								
A - D	353	149	104	8			5	266
E - J	354	159	93	2			5	259
K - R	249	115	59	4			3	181
S - Z	308	136	89	1			1	227
SUB TOTAL	1264	559	345	15			14	933
Polling Station N4 : Micoud Parish Centre								
A - B	181	27	69	0			1	97
C - E	293	27	169	1			5	202
F - I	201	87	97	0			1	135
J - L	269	31	119	4			4	158
M - R	235	44	112	0			3	159
S - Z	170	33	72	0			1	106
SUB TOTAL	1349	249	638	5			15	857
Polling Station N5 : Micoud Multi Purpose Centre								
A - D	327	47	176	0			2	225
E - L	334	63	157	1			2	223
M - Z	334	68	157	0			4	229
SUB TOTAL	1007	178	490	1			8	677








General Election December 3, 2001

Polling Division	Voters on List						REJECTED	VOTES CAST
		Nicholas Jean Baptiste	Marius Wilson					
		SLP	UWP					
								
Polling Station N1 : Parslin Community Centre								
A - Z	321	127	44				7	178
Polling Station N2 : Mon Repos Combined School								
A - E	326	88	81				2	171
F - J	411	152	67				7	226
K - P	320	97	67				6	170
Q - Z	351	103	83				10	196
SUB TOTAL	1408	440	298				25	763
Polling Station N3 : Patience Combined School								
A - D	390	127	120				5	252
E - J	395	151	92				6	249
K - R	280	111	70				2	183
S - Z	340	113	98				4	215
SUB TOTAL	1405	502	380				17	899
Polling Station N4 : Micoud Parish Centre								
A - C	329	21	136				11	168
D - G	340	40	147				3	190
H - L	304	30	125				3	158
M - Z	391	43	170				2	215
SUB TOTAL	1364	134	578				19	731
Polling Station N5 : Micoud Secondary School								
A - C	292	29	149				2	180
D - I	295	32	144				0	176
J - M	254	25	107				1	133
N - Z	284	20	125				4	149











General Election December 11, 2006

Polling Division	Voters on List						REJECTED	VOTES CAST
		Silas Wilson	John G M Compton	Mc Donald Alexander				
		SLP	UWP	INDEP.				
								
Polling Station N1 : Parslin Community Centre								
A - Z	338	91	62	5			4	162
Polling Station N2 : Mon Repos Combined School								
A - E	339	50	120	14			4	188
F - J	429	96	112	19			0	227
K - R	349	61	94	12			5	172
S - Z	319	64	90	13			4	171
SUB TOTAL	1436	271	416	58			13	758
Polling Station N3 : Patience Combined School								
A - D	435	108	144	10			7	269
E - I	235	58	61	1			3	123
J - M	335	126	103	7			5	241
N - T	370	92	100	11			0	203
U - Z	276	52	56	4			6	118
SUB TOTAL	1651	436	464	33			21	954
Polling Station N4 : Micoud Parish Centre								
A - C	337	26	145	3			6	180
D - I	356	36	166	1			4	207
J - M	383	45	155	2			1	203
N - Z	289	38	100	1			3	142
SUB TOTAL	1365	145	566	7			14	732
Polling Station N5 : Micoud Secondary School								
A - C	329	57	188	3			5	253
D - I	381	40	176	1			8	225
J - O	300	30	132	2			0	164
P - Z	297	21	138	1			2	162
SUB TOTAL	1307	148	634	7			15	804
GRAND TOTAL	6097	1091	2142	110			67	3410










General Election November 28, 2011

Polling Division	Voters on List					REJECTED	VOTES CAST	
		Austina Fanus	Gale Rigobert	Mc Donald Alexander	Jeanine Compton			
		SLP	UWP	LG	INDEP.			
								
Polling Division N1: Live and Let Live Disco								
A - Z	408	78	93	0	68	6	245	
Polling Division N2 : Mon Repos Combined								
A - C	281	34	42	1	50	1	128	
D - I	331	28	55	0	31	1	115	
J - L	303	53	59	0	40	2	154	
M - R	340	32	68	0	50	3	153	
S - Z	362	60	68	0	49	4	181	
SUB TOTAL	1617	207	292	1	220	11	731	
Polling Station N3 : Patience Combined School								
A - C	342	60	72	0	72	2	206	
D - G	302	56	56	0	84	2	198	
H - J	349	70	84	0	61	1	216	
K - R	356	56	81	0	77	3	217	
S	213	20	41	0	61	0	122	
T - Z	218	41	55	1	45	1	143	
SUB TOTAL	1780	303	389	1	400	9	1102	
Polling Division N4 : Micoud Infant School								
A - C	386	22	91	0	86	1	200	
D - F	293	42	84	0	44	3	173	
G - J	313	32	72	0	53	0	157	
K - P	279	23	61	1	46	6	137	
Q - Z	205	20	48	0	32	1	101	
SUB TOTAL	1476	139	359	1	261	1	768	
Polling Station N5 : Micoud Secondary School								
A - C	387	53	165	0	119	6	343	
D - F	345	31	84	0	79	3	197	
G - L	344	38	90	0	59	2	189	
M - R	322	19	81	0	55	2	157	
S - Z	241	18	83	0	32	1	134	



General Election June 6, 2016

Polling Division	Voters on List					REJECTED	VOTES CAST	
		Herbert Roserie	Gale Rigobert	Mc Donald Alexander	Jeanine Compton			
		SLP	UWP	INDEP.	INDEP.			
								
Polling Division N1: Parslin Community Centre								
A - Z	421	109	89	0	25		30	253
POLICE	3							
Polling Division N2 : Mon Repos Combined School								
A - E	367	51	86	0	15		3	155
F - JN	383	51	82	0	9		0	142
JO - M	357	45	77	0	21		5	148
N - SM	330	47	87	0	22		3	159
SO - Z	240	40	48	0	15		0	103
SUB TOTAL	1677	234	380	0	82		11	707
POLICE	63							
Polling Station N3 : Patience Combined School								
A - C	360	67	81	0	37		2	187
D - I	398	85	87	0	47		5	224
J - L	339	80	71	2	26		5	184
M - R	343	51	72	0	37		8	168
S - Z	433	75	109	0	54		8	246
SUB TOTAL	1873	358	420	2	201		28	1009
POLICE	67							
Polling Division N4 : Micoud Infant School								
A - C	420	16	114	0	50		1	181
D - I	430	58	135	0	58		3	254
J - L	303	18	65	1	42		0	126
M - Z	410	33	103	0	54		7	197
SUB TOTAL	1563	125	417	1	204		11	758
POLICE	28							
Polling Station N5 : Micoud Secondary School								
A - C	412	42	218	0	90		0	350
D - G	426	19	122	1	77		2	221
H - MA	385	17	112	0	54		5	188