

# Constituency

## Micoud South - M

### POLLING DIVISION: M1

Dugard, Planard, L'eau Mineau, Troumasse, Fond D'lor, Cazuka.

### POLLING DIVISION: M2

(a) Beauchamp, Ti Rocher, Moreau, Tou Cochan, Gomier, Calypso, Choucomel.  
La-Cour-Ville, Des Blanchard, Saut, Paix Bouche

### POLLING DIVISION: M3




(a) St Helen Estate, Canelles, Anse Ger.

(a) Blanchard, Gouette, Morne Vient, Chique, Lezy.

(a) Desruisseaux, Camp Brigaud, Delomel, London Road, Fond, En Mango








# General Election July 2, 1979

Polling Division	Voters on List						REJECTED	VOTES CAST
		Raymond Flood	John G.M. Compton					
		SLP	UWP					
								
<b>Polling Station M1 : Paul Rigobert's Res. At Dugard</b>								
A - Z	287	59	136				5	200
<b>Polling Station M2 : Ti Rocher School</b>								
A - J	416	30	208				9	247
K - Z	241	23	194				2	219
<b>SUB TOTAL</b>	<b>657</b>	<b>53</b>	<b>402</b>				<b>11</b>	<b>466</b>
<b>Polling Station M3 : Deruisseaux School</b>								
A - F	551	114	248				17	379
G - O	535	137	238				7	382
P - Z	405	106	197				3	306
<b>SUB TOTAL</b>	<b>1491</b>	<b>357</b>	<b>683</b>				<b>27</b>	<b>1067</b>
<b>GRAND TOTAL</b>	<b>2435</b>	<b>469</b>	<b>1221</b>				<b>43</b>	<b>1733</b>








# General Election May 3, 1982

Polling Station	Voters on List						REJECTED	VOTES CAST
		Henry Marquis	John G. M. Compton	Stephen Mathurin				
		SLP	UWP	PLP				
								
<b>Polling Station M1 : Joseph Sammy's Dance Hall</b>								
A - Z	327	8	158	40			10	216
<b>Polling Station M2 : Ti Rocher School</b>								
A - H	329	2	200	4			11	217
I - Z	420	2	247	6			6	261
<b>SUB TOTAL</b>	<b>749</b>	<b>4</b>	<b>447</b>	<b>10</b>			<b>17</b>	<b>478</b>
<b>Polling Station M3 : Deruisseaux School</b>								
A - D	385	39	204	6			8	257
E - I	357	26	181	5			7	219
G - M	495	52	249	6			14	321
O - Z	527	40	290	11			6	347
<b>SUB TOTAL</b>	<b>1764</b>	<b>157</b>	<b>924</b>	<b>28</b>			<b>35</b>	<b>1144</b>
<b>GRAND TOTAL</b>	<b>2840</b>	<b>169</b>	<b>1529</b>	<b>78</b>			<b>62</b>	<b>1823</b>







# General Election April 6, 1987

Polling Division	Voters on List						REJECTED	VOTES CAST
		Henry Marquis	John G. M. Compton	Lazarus Baptiste				
		SLP	UWP	PLP				
								
<b>Polling Division M1 : Eugene Dolcy's Residence (Dugard)</b>								
A - Z	335	27	150	37			3	217
<b>Polling Station M2 : Ti Rocher Combined School</b>								
A - F	310	8	171	7			5	191
G - M	295	6	164	5			3	178
N - Z	286	9	152	11			2	174
<b>SUB TOTAL</b>	<b>891</b>	<b>23</b>	<b>487</b>	<b>23</b>			<b>10</b>	<b>543</b>
<b>Polling Station M3 : Deruisseaux School</b>								
A - B	254	41	108	4			2	155
C - E	314	42	148	9			1	200
F - I	311	26	137	8			4	175
J - L	344	52	153	14			3	222
M - O	326	34	141	30			7	212
P - R	218	23	97	7			6	133
S - Z	344	21	177	13			3	214
<b>SUB TOTAL</b>	<b>2111</b>	<b>239</b>	<b>961</b>	<b>85</b>			<b>26</b>	<b>1311</b>
<b>GRAND TOTAL</b>	<b>3337</b>	<b>289</b>	<b>1598</b>	<b>145</b>			<b>39</b>	<b>2071</b>






# General Election April 30, 1987

Polling Division	Voters on List						REJECTED	VOTES CAST
		Henry Marquis	John G. M. Compton					
		SLP	UWP					
								
<b>Polling Division M1 : Stephen Balandó's Hall</b>								
A - Z	335	60	161				13	234
<b>Polling Division M2 : Ti Rocher Combined School</b>								
A - F	310	6	190				7	203
G - M	295	8	182				4	194
N - Z	286	12	170				6	188
<b>SUB TOTAL</b>	<b>891</b>	<b>26</b>	<b>542</b>				<b>17</b>	<b>585</b>
<b>Polling Station M3 : Deruisseaux School</b>								
A - B	254	37	124				3	164
C - E	314	45	160				4	209
F - I	311	27	157				6	190
J - L	344	60	173				2	235
M - O	326	48	170				6	224
P - R	218	25	113				1	139
S - Z	344	29	192				2	223
<b>SUB TOTAL</b>	<b>2111</b>	<b>271</b>	<b>1089</b>				<b>24</b>	<b>1384</b>
<b>GRAND TOTAL</b>	<b>3337</b>	<b>357</b>	<b>1792</b>				<b>54</b>	<b>2203</b>








# General Election April 27, 1992

Polling Division	Voters on List							REJECTED	VOTES CAST
			SLP	UWP					
<b>Polling Division M1 : Stephen Balandó's Hall</b>									
A - Z	378		76	180				23	279
<b>Polling Division M2 : Ti Rocher Combined School</b>									
A - E	356		28	171				12	211
F - M	382		33	191				5	229
N - Z	328		25	159				7	191
<b>SUB TOTAL</b>	<b>1066</b>		<b>86</b>	<b>521</b>				<b>24</b>	<b>631</b>
<b>Polling Station M3 (a) : Deruisseaux School</b>									
A - E	350		65	148				3	216
F - J	356		76	174				8	258
K - P	352		68	157				11	236
R - Z	240		29	114				6	149
<b>SUB TOTAL</b>	<b>1298</b>		<b>238</b>	<b>593</b>				<b>28</b>	<b>859</b>
<b>Polling Station M3 (b) : Blanchard Combined School</b>									
A - H	371		81	149				9	239
I - O	309		97	106				8	211
P - Z	211		54	75				5	134
<b>SUB TOTAL</b>	<b>891</b>		<b>232</b>	<b>330</b>				<b>22</b>	<b>584</b>
<b>Polling Station M3 (c) : Anse Gier Mother's &amp; Father's Hall</b>									
A - Z	366		48	168				14	230
<b>GRAND TOTAL</b>	<b>3999</b>		<b>680</b>	<b>1792</b>				<b>111</b>	<b>2583</b>









# General Election May 23, 1997

Polling Division	Voters on List						REJECTED	VOTES CAST
		Cassius Elias	Arsene James	Lilia Harracksing				
		SLP	UWP	INDEP.				
								
<b>Polling Division M1 : Stephen Balandó's Hall</b>								
A - J	304	142	54	29			5	230
K - Z	192	69	44	34			0	148
<b>SUB TOTAL</b>	<b>496</b>	<b>211</b>	<b>98</b>	<b>63</b>			<b>5</b>	<b>378</b>
<b>Polling Division M2 : Ti Rocher Multipurpose Centre</b>								
A - C	347	113	94	27			4	238
D - J	341	117	84	16			4	221
K - P	291	85	87	21			3	196
Q - Z	301	118	62	21			1	202
<b>SUB TOTAL</b>	<b>1280</b>	<b>433</b>	<b>327</b>	<b>85</b>			<b>12</b>	<b>857</b>
<b>Polling Station M3 (a) : Deruisseaux Combined School</b>								
A - E	430	120	87	78			1	286
F - J	416	108	86	98			8	300
K - P	413	125	88	56			7	276
Q - Z	263	55	54	62			5	176
<b>SUB TOTAL</b>	<b>1522</b>	<b>408</b>	<b>315</b>	<b>294</b>			<b>21</b>	<b>1038</b>
<b>Polling Station M3 (b) : Deruisseaux Combined School</b>								
A - H	397	203	56	38			4	301
I - Q	375	196	34	37			2	269
P - Z	261	131	20	22			2	175
<b>SUB TOTAL</b>	<b>1033</b>	<b>530</b>	<b>110</b>	<b>97</b>			<b>8</b>	<b>812</b>
<b>Polling Station M3 (c) : Deruisseaux Combined School</b>								
A - Z	383	105	71	89			10	275
<b>GRAND TOTAL</b>	<b>4714</b>	<b>1687</b>	<b>921</b>	<b>626</b>			<b>56</b>	<b>3293</b>








# General Election December 3, 2001

Polling Division	Voters on List						REJECTED	VOTES CAST
		Cassius Elias	Arsene James	Lilia Harracksing				
		SLP	UWP	NAU				
								
<b>Polling Division M1 : Hugh Sammy's Hall Dugard</b>								
A - I	260	63	91	18			0	172
J - Z	300	89	91	9			5	194
<b>SUB TOTAL</b>	<b>560</b>	<b>152</b>	<b>182</b>	<b>27</b>			<b>5</b>	<b>366</b>
<b>Polling Division M2 : Ti Rocher Multipurpose Centre</b>								
A - B	281	51	95	5			1	152
C - I	353	67	113	5			0	185
J - M	343	76	100	2			5	183
N - Z	424	93	131	5			7	236
<b>SUB TOTAL</b>	<b>1401</b>	<b>287</b>	<b>439</b>	<b>17</b>			<b>13</b>	<b>756</b>
<b>Polling Station M3 (a) : Anse Ger Secondary School</b>								
A - Z	390	91	186	11			7	295
<b>Polling Station M3 (b) : Blanchard Combined School</b>								
A - F	306	118	82	15			1	216
G - M	490	132	103	10			5	250
N - Z	345	124	57	11			8	200
<b>SUB TOTAL</b>	<b>1141</b>	<b>374</b>	<b>242</b>	<b>36</b>			<b>14</b>	<b>666</b>
<b>Polling Station M3 (c) : Deruisseaux Combined School</b>								
A - D	448	68	117	5			6	196
E - I	500	50	114	14			1	179
J - L	396	48	87	9			2	146
M - P	299	61	119	6			4	190
Q - Z	247	26	118	12			5	161
<b>SUB TOTAL</b>	<b>1890</b>	<b>253</b>	<b>555</b>	<b>46</b>			<b>18</b>	<b>872</b>
<b>GRAND TOTAL</b>	<b>5382</b>	<b>1157</b>	<b>1604</b>	<b>137</b>			<b>57</b>	<b>2955</b>











# General Election December 11, 2006

Polling Division	Voters on List						REJECTED	VOTES CAST
		Eugene George	Arsene James	Lilia Harracksingh				
		SLP	UWP	INDEP.				
								
<b>Polling Division M1: Dugard Community Centre</b>								
A - G	257	41	119	8			2	170
H - K	244	51	33	3			1	88
L - Z	211	30	104	2			2	138
<b>SUB TOTAL</b>	<b>712</b>	<b>122</b>	<b>256</b>	<b>13</b>			<b>5</b>	<b>396</b>
<b>Polling Division M2 : Ti Rocher Multipurpose Centre</b>								
A - B	304	42	115	9			2	168
C - I	401	57	150	11			6	224
J - N	428	73	140	9			2	224
O - Z	421	61	140	12			2	215
<b>SUB TOTAL</b>	<b>1554</b>	<b>233</b>	<b>545</b>	<b>41</b>			<b>12</b>	<b>831</b>
<b>Polling Division M3(a) : Anse Ger Secondary School</b>								
A - Z	261	96	256	14			3	369
<b>Polling Division M3 (b) : Blanchard Combined School</b>								
A - D	285	91	57	3			2	153
E - I	248	46	77	2			2	127
J - L	207	63	66	3			2	134
M - O	268	71	59	3			2	135
P - Z	325	83	93	2			6	184
<b>SUB TOTAL</b>	<b>1333</b>	<b>354</b>	<b>352</b>	<b>13</b>			<b>14</b>	<b>733</b>
<b>Polling Division M3 (c) : Deruisseaux Combined School</b>								
A - D	346	53	129	11			0	193
E - H	313	28	149	11			4	192
I - L	290	38	87	9			5	139
M - P	351	33	112	10			5	160
R - Z	275	28	114	6			9	157
<b>SUB TOTAL</b>	<b>1575</b>	<b>180</b>	<b>591</b>	<b>47</b>			<b>23</b>	<b>841</b>
<b>GRAND TOTAL</b>	<b>5435</b>	<b>985</b>	<b>2000</b>	<b>128</b>			<b>57</b>	<b>3170</b>







# General Election November 28, 2011

Polling Division	Voters on List						REJECTED	VOTES CAST
		Lilia Harracksing	Arsene James	Philip Baptiste				
		SLP	UWP	NDM				
								
<b>Polling Division M1: Dugard Community School</b>								
A - I	305	69	90	0			1	160
J - Z	382	111	116	1			5	233
<b>SUB TOTAL</b>	<b>687</b>	<b>180</b>	<b>206</b>	<b>1</b>			<b>6</b>	<b>393</b>
<b>Polling Division M2 (a) : Ti Rocher Community Centre</b>								
A - B	318	87	119	0			6	212
C - E	228	39	76	0			0	115
F - I	187	32	59	1			0	92
J - L	240	46	59	1			3	109
M - P	259	42	83	0			0	125
Q - Z	307	52	94	0			2	148
<b>SUB TOTAL</b>	<b>1539</b>	<b>298</b>	<b>490</b>	<b>2</b>			<b>11</b>	<b>801</b>
<b>Polling Division M2 (b) : La Cour Ville Community</b>								
A - Z	291	99	68	1			1	169
<b>Polling Division M3 (a) : Anse Ger Secondary School</b>								
A - G	336	85	114	0			4	203
H - Z	404	111	140	0			9	260
<b>Polling Division M3 (b) : Blanchard Combined School</b>								
A - E	354	131	87	0			1	219
F - K	375	106	100	5			3	214
L - P	481	142	109	4			3	258
Q - Z	220	51	51	5			1	108
<b>SUB TOTAL</b>	<b>1430</b>	<b>430</b>	<b>347</b>	<b>14</b>			<b>8</b>	<b>799</b>
<b>Polling Division M3 (c) : Deruisseaux Combined School</b>								
A - C	335	81	76	1			2	160
D - F	367	53	121	3			3	180
G - K	309	67	83	1			3	154
L - P	470	87	118	4			8	217
Q - Z	339	48	110	0			0	158
<b>SUB TOTAL</b>	<b>1820</b>	<b>336</b>	<b>508</b>	<b>9</b>			<b>16</b>	<b>869</b>
<b>GRAND</b>	<b>6507</b>	<b>1539</b>	<b>1873</b>	<b>27</b>			<b>55</b>	<b>3439</b>



# General Election June 6, 2016

Polling Division	Voters on List						REJECTED	VOTES CAST
		Guibon Ferdinand	Allen Chastanet					
		SLP	UWP					
								
<b>Polling Division M1: Dugard Community Centre</b>								
A - I	338	59	151				1	211
J - Z	396	81	177				0	258
<b>SUB TOTAL</b>	<b>734</b>	<b>140</b>	<b>328</b>				<b>1</b>	<b>469</b>
<b>POLICE</b>	<b>12</b>							
<b>Polling Division M2 : Ti Rocher Community Centre</b>								
A - B	331	37	113				8	158
C - I	485	59	185				11	255
J - N	479	149	247				8	404
O - Z	401	45	152				5	202
<b>SUB TOTAL</b>	<b>1696</b>	<b>290</b>	<b>697</b>				<b>32</b>	<b>1019</b>
<b>POLICE</b>	<b>30</b>							
<b>Polling Division M2(b) : La Cour Ville Community College</b>								
A - Z	265	75	90				2	167
<b>POLICE</b>	<b>7</b>							
<b>Polling Division M3 (a) : Anse Ger Secondary School</b>								
A - I	366	83	162				2	247
J - Z	418	89	184				16	289
<b>SUB TOTAL</b>	<b>784</b>	<b>172</b>	<b>346</b>				<b>18</b>	<b>536</b>
<b>POLICE</b>	<b>12</b>							
<b>Polling Division M3 (b) : Deruisseaux Combined School</b>								
A - D	407	115	156				0	271
E - I	394	62	74				21	157
J - MA	433	95	118				16	229
MC -SP	349	152	152				11	285
ST - Z	291	40	37				3	80
<b>SUB TOTAL</b>	<b>1874</b>	<b>464</b>	<b>537</b>				<b>51</b>	<b>1022</b>
<b>POLICE</b>	<b>40</b>							