

Constituency

Vieux Fort South - K

POLLING DIVISION: K1

Moule-A-Chique, Beane Field, Morne Beausejour, Vieux Fort Town including:- Clarke Street (Eastern side), New Dock Road, St Paul's Lane, Louis Ville, Bruce Ville, Westhall Group, George Shine Drive.

POLLING DIVISION: K2

Vieux Fort Town including :- Clarke Street (Western side), Christophe Row, Warrican Row, Martin Luther King Street, Jesse Street, Belvedere Hill, Hospital Hill, Calvary Hill, Thomas Avenue, Smith Henry Avenue, Bridge Street, Giraudy Street, Commercial Street, Market Area, Malgretoute, Bacadere, Vieux Fort/Laborie Highway.

POLLING DIVISION: K3





La Ressource, La Tourney, Derriere Morne, St Jude's Highway, Cedar Heights, Doecamel.

POLLING DIVISION: K4

Black Bay (East), Augier (South), Vieux Fort/Laborie Highway, Coco Dan Estate, Georgie Point, St Jude's Highway, Cantonement, Hewanorra Orchard, Industrial Estate (East), Aubrier Road (South).









General Election July 2, 1979

Polling Division	Voters on List						REJECTED	VOTES CAST
		Bruce Williams	Henry Giraudy					
		SLP	UWP					
								
Polling Station K1 : Vieux Fort Boys' School								
A - I	553	319	102				17	438
J - Z	595	346	138				12	496
SUB TOTAL	1148	665	240				29	934
Polling Station K2 : Vieux Fort Parish Centre								
A - F	630	221	169				5	395
G - M	550	265	151				8	424
N - Z	360	181	85				7	273
SUB TOTAL	1540	667	405				20	1092
Polling Station K3 : Mission School Resource								
A - Z	387	138	160				4	302
GRAND TOTAL	3075	1470	805				53	2328







General Election May 3, 1982

Polling Station	Voters on List						REJECTED	VOTES CAST
		Peter Josie	Eldridge Stephen	Modeste Downes				
		SLP	UWP					
								
Polling Station K1 : Vieux Fort Boys' School								
A - E	405	123	98	63			1	285
F - M	457	152	120	76			1	349
N - Z	321	114	116	55			2	287
SUB TOTAL	1183	389	334	194			4	921
Polling Station K2 : Vieux Fort Parish Centre								
A - E	504	108	182	78			0	368
F - J	495	139	177	51			1	368
Society Hall								
K - Q	420	105	113	60			2	280
L - Z	250	72	70	27			2	171
SUB TOTAL	1669	424	542	216			5	1187
Polling Station K3 : Mission School Resource								
A - Z	457	71	199	56			2	328
SUB TOTAL	553	71	199	56			2	328
POLICE	96							
GRAND TOTAL	3405	884	1075	466			11	2436







General Election April 6, 1987

Polling Division	Voters on List						REJECTED	VOTES CAST
		Peter Josie	Eldridge Stephens					
		SLP	UWP					
								
Polling Division K1 : Vieux Fort Infant School								
A - C	306	132	64				1	197
D - I	358	190	70				2	262
J - O	355	158	77				6	241
P - Z	316	139	76				3	218
SUB TOTAL	1335	619	287				12	918
Polling Division K2 : Vieux Fort Parish Centre								
A - C	349	137	143				3	283
D - G	326	116	108				3	227
H - K	348	146	93				1	240
Vieux Fort Society Hall								
L - P	351	140	93				8	241
Q - Z	248	98	70				0	168
SUB TOTAL	1622	637	507				15	1159
Polling Station K3 : Mission School (La Resource)								
A - I	234	51	123				4	178
J - Z	290	118	94				3	215
SUB TOTAL	606	169	217				7	393
POLICE	82							
GRAND TOTAL	3563	1425	1011				34	2470







General Election April 30, 1987

Polling Division	Voters on List						REJECTED	VOTES CAST
		Peter Josie	Eldridge Stephens					
		SLP	UWP					
								
Polling Division K1 : Vieux Fort Infant School								
A - C	306	135	65				1	201
D - I	359	191	78				0	269
J - O	355	158	81				5	244
P - Z	316	143	77				3	223
SUB TOTAL	1336	627	301				9	937
Polling Division K2 : Vieux Fort Parish Centre								
A - C	349	146	147				2	295
D - G	326	125	109				0	234
H - K	350	161	92				1	254
Vieux Fort Society Hall								
L - P	351	151	96				2	249
Q - Z	248	95	71				4	170
SUB TOTAL	1624	678	515				9	1202
Polling Station K3 : Mission School (La Resource)								
A - I	234	55	128				1	184
J - Z	290	127	85				2	214
SUB TOTAL	606	182	213				3	398
POLICE	82							
GRAND TOTAL	3566	1487	1029				21	2537







General Election April 27, 1992

Polling Division	Voters on List						REJECTED	VOTES CAST
		Peter Josie	Eldridge Stephens					
		SLP	UWP					
								
Polling Division K1 : Vieux Fort Infant School								
A - C	338	129	84				4	217
D - H	345	169	79				5	253
I - M	474	184	145				2	331
N - Z	322	158	92				3	253
SUB TOTAL	1479	640	400				14	1054
Polling Division K2 : Vieux Fort Parish Centre								
A - B	244	77	81				5	163
C - E	343	104	129				2	235
F - I	325	103	114				5	222
J - L	349	130	109				6	245
M - P	330	117	101				6	224
Vieux Fort Society Hall								
Q - Z	293	86	88				6	180
SUB TOTAL	1884	617	622				30	1269
Polling Division K3 : Plain View Combined School								
A - I	357	89	185				6	280
J - Z	408	148	153				5	309
SUB TOTAL	853	237	338				11	586
POLICE	88							
GRAND TOTAL	4216	1494	1360				55	2912







General Election May 23, 1997

Polling Division	Voters on List						REJECTED	VOTES CAST
		Kenny D. Anthony	Peter Josie	Rogance Charles				
		SLP	UWP	INDEP.				
								
Polling Division K1 : Vieux Fort Junior Primary School								
A - C	372	218	102	0			3	323
D - H	427	229	85	1			1	316
I - M	427	170	143	1			4	318
N - Z	451	188	105	0			14	307
SUB TOTAL	1677	805	435	2			22	1264
Polling Division K2 : Vieux Fort Infant School								
A - B	260	115	63	0			2	180
C - E	392	164	107	5			2	278
F - I	336	147	91	0			1	239
J - L	391	189	78	0			4	271
M - P	379	167	99	2			2	270
Q - Z	322	147	74	0			3	224
SUB TOTAL	2080	929	512	7			14	1462
Polling Division K3 : Plain View Combined School								
A - F	375	174	109	0			5	288
G - J	345	157	115	0			1	273
K - Z	421	197	114	0			1	312
SUB TOTAL	1141	528	338	0			7	873
POLICE	108							
GRAND TOTAL	5006	2262	1285	9			43	3599







General Election December 3, 2001

Polling Division	Voters on List						REJECTED	VOTES CAST
		Kenny D. Anthony	Hilary Saltibus					
		SLP	UWP					
								
Polling Division K1 : Vieux Fort Junior Primary School								
A - C	388	210	60				2	272
D - G	342	140	46				4	190
H - J	325	135	50				3	188
K - P	361	132	59				10	201
Q - Z	314	133	44				2	179
SUB TOTAL	1730	750	259				21	1030
Polling Division K2 : Vieux Fort Infant School								
A - C	397	154	43				5	202
D - G	392	133	52				4	189
H - J	397	157	46				7	210
K - O	302	139	46				1	186
P - Z	393	130	40				5	175
SUB TOTAL	1881	713	227				22	962
Polling Division K3 : Plain View Combined School								
A - D	348	107	48				2	157
E - I	337	108	66				4	178
J - L	304	125	43				1	169
M - Z	437	162	60				3	225
SUB TOTAL	1426	502	217				10	729
Polling Division K4 : Vieux Fort Secondary Campus A								
A - Z	286	92	46				2	140
SUB TOTAL	370	92	46				2	140
POLICE	84							
GRAND TOTAL	5407	2057	749				55	2861









General Election December 11, 2006

Polling Division	Voters on List						REJECTED	VOTES CAST
		Kenny D. Anthony	Ulric Mondesir					
		SLP	UWP					
								
Polling Division K1: Vieux Fort Primary School								
A - C	451	201	99				5	305
D - G	359	143	76				2	221
H - J	365	142	86				6	234
K - P	413	127	110				2	239
Q - Z	358	132	76				16	224
SUB TOTAL	1946	745	447				31	1223
Polling Division K2 : Vieux Fort Infant School								
A - C	305	94	61				5	160
D - G	335	97	72				2	171
H - J	333	121	65				4	190
K - P	379	124	74				2	200
Q - Z	218	601	53				1	115
SUB TOTAL	1570	497	325				14	836
Polling Division K3 : Plain View Combined School								
A - B	277	88	90				8	186
C - D	267	84	96				0	180
E - F	383	106	79				15	200
G - I	280	108	78				0	186
J	280	116	80				2	198
K - M	361	134	105				0	239
N - Z	461	167	138				0	305
SUB TOTAL	2309	803	666				25	1494
Polling Division K4 : Vieux Fort Secondary School Campus B								
A - E	310	121	102				1	224
F - L	364	112	142				0	254
M - Z	331	125	97				0	222
SUB TOTAL	1005	358	341				1	700
GRAND TOTAL	6830	2403	1779				71	1453



General Election November 28, 2011

Polling Division	Voters on List						REJECTED	VOTES CAST
		Kenny D. Anthony	Karl Daniel	Choix Melchoir				
		SLP	UWP	NDM				
								

Polling Division K1: Vieux Fort Primary School

A - B	276	139	64	1			2	206
C - D	300	133	40	0			4	177
E - H	401	167	67	1			1	236
I - L	356	143	61	1			1	206
M - Q	383	126	77	0			1	204
R - Z	399	154	60	1			7	222
SUB TOTAL	2115	862	369	4			16	1251

Polling Division K2 : Vieux Fort Infant School

A - C	332	101	47	2			1	151
D - G	336	95	46	3			4	148
H - J	368	119	60	0			1	180
K - P	395	136	54	4			0	194
Q - Z	245	67	42	4			0	113
SUB TOTAL	1676	518	249	13			6	786

Polling Division K3 : Plain View Combined School





A - B	344	106	93	1			0	200
C - D	346	113	82	0			11	206
E - F	339	125	67	1			0	193
G - I	316	118	68	0			5	191
J	352	140	67	2			0	209
K - M	454	171	95	1			3	270
N - R	248	78	58	1			1	138
S - Z	351	136	60	0			1	197
SUB TOTAL	2750	987	590	6			21	1604

Polling Division K4 : Vieux Fort Secondary School Campus B

A - D	335	108	95	0			0	203
E - I	280	82	86	3			1	172



General Election June 6, 2016

Polling Division	Voters on List						REJECTED	VOTES CAST
		Kenny D. Anthony	Ulric Mondesir					
		SLP	UWP					
								

Polling Division K1: Vieux Fort Primary School

A - C	490	221	162				36	419
D - G	415	143	82				7	232
H - K	410	147	80				2	229
L - O	321	100	64				3	167
P - Q	143	30	39				2	71
R - Z	431	125	89				2	216
SUB TOTAL	2210	766	516				52	1334
POLICE	10							

Polling Division K2 : Vieux Fort Infant School

A - D	399	110	72				2	184
E - I	378	86	89				4	179
J - L	338	116	46				2	164
M - Q	312	87	55				3	145
R - Z	230	50	55				2	107
SUB TOTAL	1657	449	317				13	779
POLICE	12							

Polling Division K3 : Plain View Combined School

A - B	391	88	118				2	208
C - D	428	98	117				2	217
E - F	394	104	104				2	210
G - JI	466	145	126				8	279
JN - L	444	134	104				3	241
M - O	387	94	106				4	204
P - SM	372	95	97				9	201
SO - Z	267	67	69				0	136
SUB TOTAL	3149	825	841				30	1696
POLICE	33							

Polling Division K4 : Vieux Fort Secondary School Campus B