

Constituency

Choiseul - I

POLLING DIVISION: 11

La Pointe, Delcer, Industry, Franciou, Jacobie, Ravineau, Bois D'inde, Esperance (West), Myers Bridge, Fiette (West), Derriere Morne (West), Anse L' ivrogne, Deville Estate.

POLLING DIVISION: 12

Anse John, Fiette (East), Portalese, Mongouge, Morne Sion, Libereaux, Martin, Ponyon, New Field, Victoria, Esperance (East), Derriere Morne (East).

POLLING DIVISION: 13

Le Riche, Savanne George, Choiseul Village, Reunion, La Fargue.

POLLING DIVISION: 14

Belle Vue, Morne Jacques, Des Randeaux, Dacretin, Manana, Victoria, Mavay.

POLLING DIVISION: 15

Mailly, Motete, Monzie, Mondesir, Lamaze, Roblot, River Doree, Debreuil.

POLLING DIVISION: 16

Sauzay, Cafeiere, Capognotte, Dupre, Dugard, Dacretin.

POLLING DIVISION: 17

La Perle, Londonderry, Gertrine, Giraud, Beausoliel, Beausejour.

POLLING DIVISION: 18





Mont Lezard, Parc Estate, Saltibus, Daban, Gaya Bois, Warwick, Grande Magazin, Belvedere (East).

POLLING DIVISION: 19

Piaye, Balembouche, Balca, Bongalo.



General Election July 2, 1979

Polling Division	Voters on List					REJECTED	VOTES CAST
		Evans Calderon	Brian Charles				
		SLP	UWP				
							

Polling Station I1 : Chapel School (Petit Bourg)

A - Z	498	274	70			9	353
-------	-----	-----	----	--	--	---	-----

Polling Station I2 : Infant School St Phillip

A - Z	365	93	139			4	236
-------	-----	----	-----	--	--	---	-----

Polling Station I3 : Delcer School

A - Z	474	111	233			4	348
-------	-----	-----	-----	--	--	---	-----

Polling Station I4 : Mongouge School

A - I	398	145	34			4	183
J - Z	342	194	77			5	276
SUB TOTAL	740	339	111			9	459

Polling Station I5 : Community Centre Choiseul

A - J	348	153	123			4	280
K - Z	345	164	91			7	262
SUB TOTAL	693	317	214			11	542

Polling Station I6 : Polimus Charles (Dance Hall Bellevue)







A - Z	547	162	241			4	407
-------	-----	-----	-----	--	--	---	-----

Polling Station I7 : Hubert Charles (Dance Hall De Breille)

A - Z	579	253	122			18	393
-------	-----	-----	-----	--	--	----	-----







General Election May 3, 1982

Polling Station	Voters on List						REJECTED	VOTES CAST
		Gregor C. Mason	Brian Charles	Gilroy Satney				
		SLP	UWP	PLP				
								
Polling Station I1 : Chapel School (Petit Bourg)								
A - Z	419	136	132	114			3	385
Polling Station I2 : Primary School St Phillip								
A - Z	389	41	209	20			5	275
Polling Station I3 : Delcer School								
A - Z	547	63	292	14			5	374
Polling Station I4 : Mongouge School								
A - H	363	96	52	95			2	245
I - Z	407	76	98	84			2	260
SUB TOTAL	770	172	150	179			4	505
Polling Station I5 : Community Centre Choiseul								
A - J	413	98	161	38			1	198
K - Z	355	98	130	52			1	281
SUB TOTAL	768	196	291	90			2	579
Polling Station I6 : Polimus Charles (Dance Hall Bellevue)								
A - Z	576	51	280	76			7	414
Polling Station I7: Roblot School								
A - I	318	86	90	40			2	218
J - Z	310	73	95	39			0	207



General Election April 6, 1987

Polling Division	Voters on List						REJECTED	VOTES CAST
		Evans Calderon	Brian Charles					
		SLP	UWP					
								

Polling Station I1 : Delcer School

A - I	296	43	137				2	182
J - Z	335	44	182				2	228
SUB TOTAL	631	87	319				4	410

Polling Division I2 : Mongouge School

A - F	343	173	29				2	204
G - N	301	118	64				1	183
O - Z	217	112	34				5	151
SUB TOTAL	861	403	127				8	538

Polling Station I3 : La Fargue Centre





A - G	298	119	94				4	217
H - O	307	151	73				2	226
P - Z	223	84	91				3	178
SUB TOTAL	828	354	258				9	621

Polling Station I4 : Polimus Charles (Dance Hall Bellevue)

A - D	210	68	86				5	159
E - J	203	40	87				2	129
K - Z	224	58	67				1	126



General Election April 30, 1987

Polling Division	Voters on List						REJECTED	VOTES CAST
		Evans Calderon	Brian Charles					
		SLP	UWP					
								

Polling Division I1 : Delcer School

A - I	301	67	158				3	228
J - Z	339	58	195				14	267
SUB TOTAL	640	125	353				17	495

Polling Division I2 : Mongouge School

A - F	345	208	26				13	247
G - N	301	144	69				1	214
O - Z	218	129	36				7	172
SUB TOTAL	864	481	131				21	633

Polling Station I3 : La Fargue Youth Centre





A - G	298	125	107				5	237
H - O	307	163	84				7	254
P - Z	225	96	99				2	197
SUB TOTAL	830	384	290				14	688

Polling Station I4 : Polimus Charles (Dance Hall Bellevue)

A - D	211	81	100				4	185
E - J	203	46	99				7	152
K - Z	224	66	79				6	151



General Election April 27, 1992

Polling Division	Voters on List						REJECTED	VOTES CAST
		Evans Calderon	Rufus Bousquet					
		SLP	UWP					
								

Polling Division I1 : Delcer Combined School

A - I	401	57	207				8	272
J - Z	419	52	242				7	301
SUB TOTAL	820	109	449				15	573

Polling Division I2 : Mongouge Infant School

A - F	355	181	44				0	225
G - O	305	129	76				7	212
P - Z	225	124	47				7	178
SUB TOTAL	885	434	167	0	0	0	14	615

Polling Station I3 : Choiseul Secondary School





A - F	312	130	105				12	247
G - M	313	156	96				15	267
N - Z	303	112	91				8	211
SUB TOTAL	928	398	292	0	0	0	35	725

Polling Station I4 : Polimus Charles Dance Hall

A - I	353	75	180				8	263
J - Z	334	84	139				8	231



General Election May 23, 1997

Polling Division	Voters on List						REJECTED	VOTES CAST
		Ferguson John	Rufus Bousquet					
		SLP	UWP					
								

Polling Division I1 : Delcer Combined School

A - F	350	69	163				8	240
G - L	256	56	128				6	190
M - Z	303	51	165				13	229
SUB TOTAL	909	176	456				27	659

Polling Division I2 : Mongouge Infant School

A - E	280	158	44				9	211
F - L	313	175	33				10	218
M - Z	379	181	81				2	264
SUB TOTAL	972	514	158				21	693

Polling Station I3 : Choiseul Secondary School





A - F	360	163	107				3	273
G - M	392	197	113				3	313
N - Z	295	149	99				3	251
SUB TOTAL	1047	509	319				9	837

Polling Station I4 : Polimus Charles Dance Hall

A - H	357	132	151				9	292
-------	-----	-----	-----	--	--	--	---	-----



General Election December 3, 2001

Polling Division	Voters on List						REJECTED	VOTES CAST
		Ferguson John	Rufus Bousquet					
		SLP	UWP			INDEP.		
								

Polling Division I1 : Delcer Combined School

A - F	363	59	146				5	210
G - L	257	34	110				3	147
M - Z	324	37	160				3	200
SUB TOTAL	944	130	416				11	557

Polling Division I2 : Mongouge Infant School

A - F	379	181	46				2	229
G - M	305	110	49				2	161
N - Z	302	133	53				1	187
SUB TOTAL	986	424	148				5	577

Polling Station I3 : Choiseul Secondary School





A - G	409	158	116				3	277
H - M	385	162	81				6	249
N - Z	302	107	80				4	191
SUB TOTAL	1096	427	277				13	717

Polling Station I4 : Polimus Charles Dance Hall

A - D	246	70	84				4	158



General Election December 11, 2006

Polling Division	Voters on List						REJECTED	VOTES CAST
		Tennyson Joseph	Rufus Bousquet					
		SLP	UWP					
								

Polling Division I1 : Delcer Combined School

A - G	430	64	223				9	296
H - L	249	39	140				1	180
M - Z	386	68	200				7	275
SUB TOTAL	1065	171	563				17	751

Polling Division I2 : Mongouge Infant School

A - G	413	200	71				6	277
H - M	266	115	60				6	181
N - Z	301	141	58				1	200
SUB TOTAL	980	456	181				13	658

Polling Station I3 : Choiseul Secondary School





A - D	292	113	89				1	203
E - J	373	168	95				1	264
K - P	373	164	86				7	257
Q - Z	202	106	77				11	194
SUB TOTAL	1240	551	347				20	918

Polling Station I4 : Polimus Charles Dance Hall

A - G	383	88	165				1	254
H - Z	389	94	151				4	249



General Election November 28, 2011

Polling Division	Voters on List						REJECTED	VOTES CAST
		Lorne Danquah Theophilus	Rufus Bousquet					
		SLP	UWP					
								

Polling Division I1: Delcer Combined School

A - D	326	58	148				5	211
E - J	383	59	201				3	263
K - P	242	33	129				11	173
Q - Z	232	37	129				5	171
SUB TOTAL	1183	187	607				24	818

Polling Division I2: Mongouge Infant School

A - E	343	148	64				6	218
F - L	359	158	59				10	227
M - Z	410	158	101				9	268
SUB TOTAL	1112	464	224				25	713





Polling Station I3: Choiseul Secondary School

A - D	327	138	78				8	224
E - I	247	111	52				12	175
J - M	403	225	126				10	361
N - Z	364	126	110				13	249
SUB TOTAL	1341	600	366				43	1009

Polling Station I4 : Dacretin Community Centre



General Election June 6, 2016

Polling Division	Voters on List						REJECTED	VOTES CAST
		Lorne Danquah Theophilus	John Bradley Felix					
		SLP	UWP					
								

Polling Division I1: Delcer Combined School

A - E	378	48	198				9	255
F - K	344	39	194				0	233
L - M	265	37	139				5	181
N - Z	220	36	116				6	158
SUB TOTAL	1207	160	647				20	827
POLICE	15							

Polling Division I2: Mongouge Infant School

A - E	372	122	95				17	234
F - L	375	109	92				19	220
M - Z	412	130	114				18	262
SUB TOTAL	1159	361	301				54	716
POLICE	11							

Polling Station I3: Choiseul Secondary School

A - E	430	146	136				0	282
F - L	397	113	143				5	261
M - R	402	169	183				3	355
S - Z	227	73	68				0	150