

Constituency

Soufriere - H

POLLING DIVISION: H1

Anse Mamin, Anse Chastenet, Colombette, Mt Lastic, Desruisseaux, Fond Bernier, Palmiste, New Development, Ruby, La Haut, La Perle, Cresslands, Toraille, Mt Tabac, Zenon, Desbotte, Fond Cannes, Mal Mason.

POLLING DIVISION: H2

Wings Ville:- Smith Street, Delieu Street, Etienne Street, New Development, Emerald Estate, Fond Cacao, Diamond Estate, Morne-Bel-Air, Soufriere Town :- Boulevard Street, Victoria Street, Church Street, Bridge Street, Darnley Alexander Street, Henry Belizaire Street, King Street, Queen Street, Princess Street.

POLLING DIVISION: H3

Soufriere Town :- High Street, Victoria Street, Church Street, Market Road, Bay Street, Maurice Mason Street, Baron's Drive, Darnley Alexander Street, Boulevard Street, Lennie Hill, Coin-De-L'ance, Black Stone, Morne-La-Croix, Morne Belle, Malgretoute, Stonefield, Coubaril, Calvaine, Plat.

POLLING DIVISION: H4

Plat Pays, Rabot, Terre Blanche, Belfond, Sulphur Springs, Jalousie, Palm Beach, Plaisance, Fond Doux, Belle Plain, Union Vale, Morne-La-Croix, Beausejour Estate, La Dauphine Estate, Hermitage, Fond Lloyd, Petit Piton, Sapphire (South), Dasheen, Chateau Belair, Etangs, Deville Estate, Anse L'ivorgne, Gros Piton, St. Remy, Myers Bridge, Fond In Libre.

POLLING DIVISION: H5

Bouton, Cabanne, O'horne, Mt Barre Dessolierre, Mamin, Mal Mason, Chemin.

POLLING DIVISION: H6





Fond St Jacques, Migny, Morne Bonin, Mocha, Mt Cochon, Piton Conaire, Mt Casteau, Marche Gaye, Petit Bourg, Belvedere, Belle Etoile, Piton St Esprit.

POLLING DIVISION: H7

St Phillip, Ravine Claire, Esperance, Bois D'inde, Mt Gimie, Mt Penapise, Descolons, Fond St Jacques, Minie Litany.









General Election July 2, 1979

Polling Division	Voters on List						REJECTED	VOTES CAST
		Winston Cenac	Christopher Alcindor					
		SLP	UWP					
								
Polling Station H1 : Junior Secondary School (Palmiste)								
A - H	327	133	97				3	233
I - Z	381	171	102				6	279
SUB TOTAL	708	304	199				9	512
Polling Station H2 : Soufriere Boys' School								
A - H	376	167	134				4	305
I - Z	513	206	175				9	390
SUB TOTAL	889	373	309				13	695
Polling Station H3 : Soufriere Town Hall								
A - I	480	222	55				7	284
J - Z	482	265	63				0	328
SUB TOTAL	962	487	118				7	612
Polling Station H4 : Mrs. Weber's House (Rabot)								
A - Z	176	83	44				3	130
Polling Station H5 : Etangs School								
A - Z	347	195	53				4	252
Polling Station H6 : Mr. Athanaze's House								
A - Z	217	65	93				1	159
Polling Station H7 : Bouton Combined School								
A - Z	110	52	14				4	70
GRAND TOTAL	3409	1559	830				41	2430







General Election May 3, 1982

Polling Station	Voters on List						REJECTED	VOTES CAST
		Winston Cenac	Leonard Riviere	Sam Augier				
		SLP	UWP	PLP				
								
Polling Division H1 : Junior Secondary School (Palmiste)								
A - J	488	68	168	118			4	358
K - Z	297	83	99	61			2	245
SUB TOTAL	785	151	267	179			6	603
Polling Division H2 : Soufriere Boys' School								
A - E	410	48	123	122			4	297
F - L	408	42	148	82			1	273
M - Z	377	44	145	94			1	284
SUB TOTAL	1195	134	416	298			6	854
Polling Division H3 : Soufriere Town Hall								
A - I	418	123	72	86			2	283
J - Z	479	197	80	85			0	362
SUB TOTAL	897	320	152	171			2	645
Polling Division H4 : Dasheen Restaurant								
A - Z	192	38	66	32			1	137
Polling Division H5 : Etangs School								
A - Z	283	124	70	65			0	259
Polling Division H6 : Mr. Athanaze's House								
A - Z	279	37	109	37			2	185
Polling Division H7 : Bouton Combined School								
A - Z	119	60	15	13			0	88
SUB TOTAL	132	60	15	13			0	88
POLICE	13							
GRAND TOTAL	3763	864	1095	795			17	2771







General Election April 6, 1987

Polling Division	Voters on List						REJECTED	VOTES CAST
		Baden Allain	Leonard Riviere					
		SLP	UWP					
								
Polling Division H1 : Soufriere Comprehensive School								
A - E	303	107	131				4	242
F - L	328	106	91				3	200
M - Z	280	106	84				4	194
SUB TOTAL	911	319	306				11	636
Polling Division H2 : Union Agricultural School								
A - D	392	150	118				5	273
E - I	244	57	92				5	154
J - M	358	112	126				4	242
N - Z	302	84	91				5	180
SUB TOTAL	1296	403	427				19	849
Polling Station H3 : Soufriere Town Hall								
A - G	376	165	64				4	233
H - L	274	142	47				4	193
M - Z	306	141	52				6	199
SUB TOTAL	956	448	163				14	625
Polling Station H4 : Dasheen (Clinic)								
A - Z	197	51	67				4	122
Polling Station H5 : Etangs School								
A - I	226	91	68				8	167
J - Z	218	84	48				8	140
SUB TOTAL	444	175	116				16	307
Polling Station H6 : Mr. Athanaze's House								
A - Z	329	67	155				7	229
Polling Station H7 : Bouton Combined School								
A - Z	103	52	19				1	72
Polling Station H8 : St. Phillip Combined School								
A - J	318	117	80				7	204
K - Z	260	128	65				7	200
SUB TOTAL	578	245	145				14	404
Polling Station H9 : Fond St. Jacques Infant School								
A - I	208	41	90				5	136
J - Z	206	27	74				6	107
SUB TOTAL	427	68	164				11	243







General Election April 30, 1987

Polling Division	Voters on List						REJECTED	VOTES CAST
		Baden Allain	Desmond Fostin					
		SLP	UWP					
								
Polling Division H1 : Soufriere Comprehensive School								
A - E	303	110	111				7	228
F - L	329	124	97				7	228
M - Z	280	112	92				8	212
SUB TOTAL	912	346	300				22	668
Polling Division H2 : Soufriere Boys' School								
A - D	392	158	120				6	284
E - I	244	70	89				9	168
J - M	358	120	113				17	250
N - Z	302	89	105				5	199
SUB TOTAL	1296	437	427				37	901
Polling Station H3 : Soufriere Town Hall								
A - G	376	175	65				13	253
H - L	274	166	28				5	199
M - Z	306	153	49				11	213
SUB TOTAL	956	494	142				29	665
Polling Station H4 : Dasheen (Clinic)								
A - Z	197	58	63				7	128
Polling Station H5 : Etangs School								
A - I	227	103	57				11	171
J - Z	218	98	48				10	156
SUB TOTAL	445	201	105				21	327
Polling Station H6 : Mr. Athanaze's House								
A - Z	329	62	177				6	245
Polling Station H7 : Bouton Combined School								
A - Z	103	55	21				4	80
Polling Station H8 : St. Phillip Combined School								
A - J	318	119	125				7	251
K - Z	260	109	80				10	199
SUB TOTAL	578	228	205				17	450
Polling Station H9 : Fond St. Jacques Infant School								
A - I	208	29	97				10	136
J - Z	206	28	96				10	134
POLICE	13							



General Election May 23, 1997

Polling Division	Voters on List						REJECTED	VOTES CAST
		Walter Francois	Edward Innocent					
		SLP	UWP					
								

Polling Division H1 : Soufriere Comprehensive School

A - D	332	124	108				2	234
E - I	244	100	76				4	180
J - N	354	148	92				6	246
O - Z	254	111	59				5	175
SUB TOTAL	1184	483	335				17	835

Polling Division H2 : Soufriere Girls' School





A - B	273	124	67				2	193
C - E	329	127	86				3	216
F - I	243	83	72				5	160
J - L	312	135	79				5	219
M - Q	272	115	61				6	182
R - Z	227	74	83				2	159
SUB TOTAL	1656	658	448				23	1129

Polling Station H3 : Soufriere Town Hall

A - E	292	157	38				7	202
F - K	307	158	42				6	206



General Election December 3, 2001

Polling Division	Voters on List						REJECTED	VOTES CAST
		Walter Francois	Rikki Alexander					
		SLP	UWP					
								

Polling Division H1 : Soufriere Primary School

A - C	365	118	99				0	217
D - I	347	116	82				5	203
J - K	320	109	78				0	187
L - Z	435	155	106				4	265
SUB TOTAL	1467	498	365				9	872

Polling Division H2 : Soufriere Girls' School





A - B	289	113	58				4	175
C - E	362	126	81				7	214
F - I	252	80	72				2	154
J - L	338	133	76				2	211
M - P	275	101	65				1	167
Q - Z	248	65	85				0	150
SUB TOTAL	1764	618	437				16	1071

Polling Station H3 : Soufriere Town Hall

A - F	336	158	34				3	195
G - M	325	180	26				6	212



General Election December 11, 2006

Polling Division	Voters on List						REJECTED	VOTES CAST
		Harold Dalson	Gaspard Charlemagne					
		SLP	UWP					
								

Polling Division H1 : Soufriere Primary School

A - B	298	100	89				0	189
C - E	311	83	113				3	199
F - I	314	84	120				4	208
J	348	76	83				3	162
K - P	427	129	134				4	267
R - Z	292	113	99				1	213
SUB TOTAL	1990	585	638				15	1238

Polling Division H2 : Soufriere Infant School








A - C	385	113	101				1	215
D - G	349	102	83				3	188
H - K	280	85	81				2	168
L - P	390	110	116				8	234
Q - Z	221	44	81				2	127
SUB TOTAL	1625	454	462				16	932

Polling Station H3 : Soufriere Town Hall

A - D	243	94	40				3	137
-------	-----	----	----	--	--	--	---	-----



General Election November 28, 2011

Polling Division	Voters on List					REJECTED	VOTES CAST
		Harold Dalson	Allen Chastanet	Melanius Alphonse	Harvey Cenac		
		SLP	UWP	LPM	INDP		
							

Polling Division H1 : Soufriere Primary School

A - B	343	116	97	1	0	1	215
C - E	430	91	131	0	6	8	236
F - I	414	99	166	1	0	5	271
J - K	283	82	99	0	0	0	181
L - O	351	102	119	3	0	2	226
P - R	182	45	64	0	0	5	111
S - Z	305	104	100	0	0	3	207
SUB TOTAL	2308	639	776	5	6	21	1447

Polling Division H2 : Soufriere Infant School







A - C	380	95	110	3	4	2	214
D - G	347	89	79	0	0	2	170
H - L	394	100	104	0	1	8	213
M - Z	480	112	162	0	1	4	279
SUB TOTAL	1601	396	455	3	6	16	876

Polling Station H3 : Soufriere Town Hall

A - F	425	173	59	0	2	5	239
G - L	356	198	79	0	0	6	283



General Election June 6, 2016

Polling Division	Voters on List						REJECTED	VOTES CAST
		Harold Dalson	Herold A. Stanislas	Simon David Gajadhar				
		SLP	UWP	LPM				
								

Polling Division H1 : Soufriere Primary School

A - B	375	104	129	0			1	234
C - E	380	72	160	0			4	236
F - H	452	86	195	0			4	285
I - K	328	77	118	0			2	197
L - O	396	79	158	0			10	247
P - SM	267	58	102	0			3	163
SO - Z	247	67	84	0			3	154
SUB TOTAL	2445	543	964	0			27	1516
POLICE	35							

Polling Division H2 : Soufriere Infant School

A - C	409	94	125	0			6	225
D - I	407	84	112	0			2	198
J - L	343	71	105	0			6	182
M - P	252	48	80	0			4	132
Q - Z	222	41	75	0			2	118
SUB TOTAL	1633	338	497	0			20	855
POLICE	0							