

# Constituency

## Castries Anse La Raye/Canaries - G

### POLLING DIVISION: G1

Roseau Valley, Morne D'or, Jean Baptiste, La Treille, Derriere Lagoon, Jacmel, Fond Eau Rouge, Morne Ciseaux, Bois D'inde.

### POLLING DIVISION: G2

(a) Millet, Caico, Venus, Tete Chemin, Derriere Dos, Dam De Traversay, Chantin, Enpar Pwin, Dupui.

(b) Vanard, Durandean.

### POLLING DIVISION: G3





Massacre, Au Tabor, Anse-La-Raye Village :- Champagne Estate, Mole Street, Petit Bough Street, St Lawrence Estate, Anse Galet, Saurot, Theodorine, , Anse Cochon Pointe D'orange, En Ger, Aupos Estate, Mt Plaisant Estate.

### POLLING DIVISION: G4

Anse-La-Verdure, Esperance, Belvedere, Ravine Duval, Jambette Pointe, Sibieux, Mt Parasol, Park Estate, Grande Bois Forest, Canaries Village:- New Village, Flora Villa, Riverside Road, Grey Street, Maryann Street, Deveaux Street, Roseland Avenue, High Street, Cork Street, Savanne Area.









# General Election July 2, 1979

Polling Division	Voters on List						REJECTED	VOTES CAST
		Kenneth Foster	Ira d'Auvergne					
		SLP	UWP					
								
<b>Polling Station G1 : Jacmel's School</b>								
A - I	513	236	124				4	364
J - Z	554	258	114				4	376
<b>SUB TOTAL</b>	<b>1067</b>	<b>494</b>	<b>238</b>				<b>8</b>	<b>740</b>
<b>Polling Station G2 : Milton Joseph's Residence (Durandean)</b>								
A - J	424	155	126				6	287
K - Z	332	105	128				8	241
<b>SUB TOTAL</b>	<b>756</b>	<b>260</b>	<b>254</b>				<b>14</b>	<b>528</b>
<b>Polling Station G3 : Anse La Raye Primary School</b>								
A - I	593	285	279				3	566
J - Z	612	171	135				2	308
<b>SUB TOTAL</b>	<b>1205</b>	<b>456</b>	<b>414</b>				<b>5</b>	<b>875</b>
<b>Polling Station G4 : Canaries Infant School</b>								
A - J	646	247	178				4	429
K - Z	413	149	141				3	293
<b>SUB TOTAL</b>	<b>1059</b>	<b>396</b>	<b>319</b>				<b>7</b>	<b>722</b>
<b>GRAND TOTAL</b>	<b>4087</b>	<b>1606</b>	<b>1225</b>				<b>34</b>	<b>2864</b>




# General Election May 3, 1982

Polling Station	Voters on List						REJECTED	VOTES CAST
		Carlisle Jn. Baptiste	Ira d'Auvergne	Frances Mitchel				
		SLP	UWP	PLP				
								
<b>Polling Division G1 : Jacmel School</b>								
A - E	416	15	144	128			4	291
F - M	451	16	119	173			0	308
N - Z	319	14	82	110			3	209
<b>SUB TOTAL</b>	<b>1186</b>	<b>45</b>	<b>345</b>	<b>411</b>			<b>7</b>	<b>808</b>
<b>Polling Division G2 : Milton Joseph's Residence (Durandean)</b>								
A - H	370	78	158	15			0	251
I - Z	502	113	247	16			2	378
<b>SUB TOTAL</b>	<b>872</b>	<b>191</b>	<b>405</b>	<b>31</b>			<b>2</b>	<b>629</b>
<b>Polling Division G3 : Anse La Raye Primary School</b>								
A - E	390	85	165	29			5	284
F - L	499	115	176	27			11	329
M - Z	448	129	142	28			2	301
<b>SUB TOTAL</b>	<b>1337</b>	<b>329</b>	<b>483</b>	<b>84</b>			<b>18</b>	<b>914</b>
<b>Polling Division G4 : Canaries Primary School</b>								
A - E	328	35	117	44			7	203
F - L	473	168	170	69			6	413
M - Z	320	37	136	39			2	214
<b>SUB TOTAL</b>	<b>1121</b>	<b>240</b>	<b>423</b>	<b>152</b>			<b>15</b>	<b>830</b>
<b>POLICE</b>	<b>9</b>							
<b>GRAND TOTAL</b>	<b>4525</b>	<b>805</b>	<b>1656</b>	<b>678</b>			<b>42</b>	<b>3181</b>



# General Election April 6, 1987

Polling Division	Voters on List						REJECTED	VOTES CAST
		George Regis	Ira d'Auvergne	Clarence Michel				
		SLP	UWP	PLP				
								
<b>Polling Division G1 : Roseau School</b>								
A - D	366	110	108	26			8	252
E - I	288	81	75	23			2	181
J - O	343	89	93	24			2	208
P - Z	353	102	97	31			5	235
<b>SUB TOTAL</b>	<b>1350</b>	<b>382</b>	<b>373</b>	<b>104</b>			<b>17</b>	<b>876</b>
<b>Polling Division G2 : Millet School</b>								
A - G	339	97	121	1			2	221
H - O	341	105	116	5			2	228
P - Z	294	77	119	0			4	200
<b>SUB TOTAL</b>	<b>974</b>	<b>279</b>	<b>356</b>	<b>6</b>			<b>8</b>	<b>649</b>
<b>Polling Station G3 : Anse La Raye Infant School</b>								
A - D	375	119	123	13			4	259
E - I	344	128	86	13			3	230
J - M	387	147	93	8			0	248
N - Z	317	143	59	7			4	213
<b>SUB TOTAL</b>	<b>1423</b>	<b>537</b>	<b>361</b>	<b>41</b>			<b>11</b>	<b>950</b>
<b>Polling Station G4 : Canaries Primary School</b>								
A - D	271	74	88	4			1	167
E - I	255	88	94	15			1	198
J - L	305	90	76	5			0	171
M - Z	350	82	134	7			0	223
<b>SUB TOTAL</b>	<b>1189</b>	<b>334</b>	<b>392</b>	<b>31</b>			<b>2</b>	<b>759</b>
<b>POLICE</b>	<b>8</b>							
<b>GRAND TOTAL</b>	<b>4936</b>	<b>1532</b>	<b>1482</b>	<b>182</b>			<b>38</b>	<b>3234</b>







# General Election April 30, 1987

Polling Division	Voters on List						REJECTED	VOTES CAST
		George Regis	Ira d'Auvergne					
		SLP	UWP					
								
<b>Polling Division G1 : Roseau School</b>								
A - D	366	144	121				3	268
E - I	289	106	97				1	204
J - O	343	126	111				5	242
P - Z	353	143	102				4	249
<b>SUB TOTAL</b>	<b>1351</b>	<b>519</b>	<b>431</b>				<b>13</b>	<b>963</b>
<b>Polling Division G2 : Millet School</b>								
A - G	340	106	135				7	248
H- O	341	100	136				12	248
P - Z	295	82	128				5	215
<b>SUB TOTAL</b>	<b>976</b>	<b>288</b>	<b>399</b>				<b>24</b>	<b>711</b>
<b>Polling Station G3 : Anse La Raye Infant School</b>								
A - D	375	134	145				3	282
E - I	344	158	95				2	255
J -M	388	159	112				4	275
N -Z	318	142	66				1	209
<b>SUB TOTAL</b>	<b>1425</b>	<b>593</b>	<b>418</b>				<b>10</b>	<b>1021</b>
<b>Polling Station G4 : Canaries Primary School</b>								
A - D	272	67	111				4	182
E - I	255	96	98				4	198
J - L	305	101	107				2	210
M - Z	351	83	177				2	262
<b>SUB TOTAL</b>	<b>1191</b>	<b>347</b>	<b>493</b>				<b>12</b>	<b>852</b>
<b>POLICE</b>	<b>8</b>							
<b>GRAND TOTAL</b>	<b>4943</b>	<b>1747</b>	<b>1741</b>				<b>59</b>	<b>3547</b>







# General Election April 27, 1992

Polling Division	Voters on List						REJECTED	VOTES CAST
		George Regis	Ira d'Auvergne					
		SLP	UWP					
								
<b>Polling Division G1 : Roseau Combined School</b>								
A - C	315	117	109				0	226
D - G	322	107	140				0	247
H - J	394	120	102				3	225
K - R	382	94	114				5	213
S - Z	270	84	111				4	199
<b>SUB TOTAL</b>	<b>1683</b>	<b>522</b>	<b>576</b>				<b>12</b>	<b>1110</b>
<b>Polling Division G2 : Millet School</b>								
A - E	320	88	155				0	243
F - K	308	107	133				6	246
L - P	263	81	102				1	184
Q - Z	244	52	118				0	170
<b>SUB TOTAL</b>	<b>1135</b>	<b>328</b>	<b>508</b>				<b>7</b>	<b>843</b>
<b>Polling Station G3 : Anse La Raye Infant School</b>								
A - C	362	130	124				1	255
D - G	332	111	98				5	214
H - J	264	106	70				1	177
K - O	287	97	91				5	193
P - Z	342	152	87				0	239
<b>SUB TOTAL</b>	<b>1587</b>	<b>596</b>	<b>470</b>				<b>12</b>	<b>1078</b>
<b>Polling Station G4 : Canaries Primary School</b>								
A - D	309	75	118				1	194
E - I	295	82	116				4	202
J - L	353	113	130				0	243
M - Z	390	80	189				4	273
<b>SUB TOTAL</b>	<b>1347</b>	<b>350</b>	<b>553</b>				<b>9</b>	<b>912</b>
<b>POLICE</b>	<b>8</b>							
<b>GRAND TOTAL</b>	<b>5760</b>	<b>1796</b>	<b>2107</b>				<b>40</b>	<b>3943</b>








# General Election May 23, 1997

Polling Division	Voters on List						REJECTED	VOTES CAST
		Cyprian Lansiquot	Joseph Lawrence					
		SLP	UWP					
								
<b>Polling Division G1 : Roseau Combined School</b>								
A - C	372	190	70				4	264
D - G	423	199	92				4	295
H - K	360	168	79				3	250
L - R	355	157	96				3	256
S - Z	326	152	79				6	237
<b>SUB TOTAL</b>	<b>1836</b>	<b>866</b>	<b>416</b>				<b>20</b>	<b>1302</b>
<b>Polling Division G2 : Millet Primary School</b>								
A - E	353	135	121				5	261
F - J	336	163	75				2	240
K - P	281	119	80				2	201
Q - Z	254	97	86				1	184
<b>SUB TOTAL</b>	<b>1224</b>	<b>514</b>	<b>362</b>				<b>10</b>	<b>886</b>
<b>Polling Station G3 : Anse La Raye Parish School</b>								
A - C	400	148	115				2	265
D - G	346	145	77				3	225
H - K	271	133	56				3	192
L - O	301	123	72				4	199
P - Z	358	152	72				2	226
<b>SUB TOTAL</b>	<b>1676</b>	<b>701</b>	<b>392</b>				<b>14</b>	<b>1107</b>
<b>Polling Station G4 : Canaries Primary School</b>								
A - D	343	168	77				3	248
E - I	331	164	56				6	226
J - K	241	125	39				2	166
L - O	334	182	52				1	235
P - Z	243	93	75				2	170
<b>SUB TOTAL</b>	<b>1501</b>	<b>732</b>	<b>299</b>				<b>14</b>	<b>1045</b>
<b>POLICE</b>	<b>9</b>							
<b>GRAND TOTAL</b>	<b>6237</b>	<b>2813</b>	<b>1469</b>				<b>58</b>	<b>4340</b>








# General Election December 3, 2001

Polling Division	Voters on List						REJECTED	VOTES CAST
		Cyprian Lansiquot	Petra Desir	Keith Mondesir				
		SLP	UWP	NAU				
								
<b>Polling Division G1 : Roseau Combined School</b>								
A - C	386	134	13	93			4	244
D - G	447	141	15	104			3	263
H - K	395	141	12	82			3	238
L - R	371	117	12	87			3	219
S - Z	343	118	16	69			1	204
<b>SUB TOTAL</b>	<b>1942</b>	<b>651</b>	<b>68</b>	<b>435</b>			<b>14</b>	<b>1168</b>
<b>Polling Division G2 : Millet Primary School</b>								
A - F	362	104	11	110			2	227
G - L	421	132	6	115			1	254
M - Z	426	128	8	113			3	252
<b>SUB TOTAL</b>	<b>1209</b>	<b>364</b>	<b>25</b>	<b>338</b>			<b>6</b>	<b>733</b>
<b>Polling Station G3 : Anse La Raye Primary School</b>								
A - C	390	117	29	69			1	216
D - G	359	120	29	55			5	209
H - L	383	110	22	67			9	208
M - R	317	89	23	47			5	164
S - Z	238	83	16	41			3	143
<b>SUB TOTAL</b>	<b>1687</b>	<b>519</b>	<b>119</b>	<b>279</b>			<b>23</b>	<b>940</b>
<b>Polling Station G4 : Canaries Primary School</b>								
A - D	352	137	15	33			5	190
E - I	327	126	10	41			9	186
J - L	380	152	8	37			3	200
M - Z	419	146	10	59			7	222
<b>SUB TOTAL</b>	<b>1478</b>	<b>561</b>	<b>43</b>	<b>170</b>			<b>24</b>	<b>798</b>
<b>POLICE</b>	<b>15</b>							
<b>GRAND TOTAL</b>	<b>6331</b>	<b>2095</b>	<b>255</b>	<b>1222</b>			<b>67</b>	<b>3639</b>














# General Election December 11, 2006

Polling Division	Voters on List						REJECTED	VOTES CAST
		Cyprian Lansiquot	Keith Mondesir	Kensley Peter				
		SLP	UWP	INDEP.				
								
<b>Polling Division G1 (a) : Roseau Combined School</b>								
A - C	382	106	143	0			1	250
D - F	341	105	129	0			4	238
G - I	275	58	78	0			1	137
J - K	299	78	101	0			0	179
L - P	307	82	106	1			1	190
Q - Z	387	101	152	0			0	253
<b>SUB TOTAL</b>	<b>1991</b>	<b>530</b>	<b>709</b>	<b>1</b>			<b>7</b>	<b>1247</b>
<b>Polling Division G1(b) : Durandean Community Centre</b>								
A - I	270	60	102	0			8	170
J - Z	255	63	97	1			2	163
<b>SUB TOTAL</b>	<b>525</b>	<b>123</b>	<b>199</b>	<b>1</b>			<b>10</b>	<b>333</b>
<b>Polling Station G2 : Millet Primary School</b>								
A - F	344	80	126	0			4	210
G - J	313	105	98	0			7	210
K - Z	458	124	144	1			9	278
<b>SUB TOTAL</b>	<b>1115</b>	<b>309</b>	<b>368</b>	<b>1</b>			<b>20</b>	<b>698</b>
<b>Polling Station G3 : Anse La Raye Primary School</b>								
A - C	414	107	120	0			4	231
D - G	398	138	124	0			3	265
H - L	407	103	112	0			12	227
M - R	334	97	70	1			10	178
S - Z	275	96	69	1			3	169
<b>SUB TOTAL</b>	<b>1828</b>	<b>541</b>	<b>495</b>	<b>2</b>			<b>32</b>	<b>1070</b>
<b>Polling Station G4 : Canaries Primary School</b>								
A - D	374	112	81	0			3	196
E - I	336	114	72	0			2	188
J - L	433	173	82	0			4	259
M - Z	458	140	126	1			3	270
<b>SUB TOTAL</b>	<b>1601</b>	<b>539</b>	<b>361</b>	<b>1</b>			<b>12</b>	<b>913</b>
<b>GRAND TOTAL</b>	<b>7060</b>	<b>2042</b>	<b>2132</b>	<b>6</b>			<b>81</b>	<b>4261</b>







# General Election November 28, 2011

Polling Division	Voters on List						REJECTED	VOTES CAST
		Desmond Long SLP	Keith Mondesir UWP	Kensley Charlemagne INDEP.	Leslie Mondesir INDEP.	Alfred Alcide NDM		
								
<b>Polling Division G1 : Roseau Combined School</b>								
A - C	386	83	152	1	0	1	10	247
D - F	395	128	119	0	0	1	4	252
G - I	211	70	83	1	0	1	5	160
J	327	97	114	0	0	0	3	214
K - P	311	87	105	0	0	0	3	195
Q - Z	403	83	154	0	2	1	7	247
<b>SUB TOTAL</b>	<b>2033</b>	<b>548</b>	<b>727</b>	<b>2</b>	<b>2</b>	<b>4</b>	<b>32</b>	<b>1315</b>
<b>Polling Station G2 (a) : Millet Primary School</b>								
A - C	229	65	74	1	0	0	6	146
D - H	201	45	78	0	0	0	3	126
I - J	183	60	50	0	0	0	0	110
K - P	227	55	58	0	1	0	5	119
R - Z	196	64	47	0	0	1	8	120
<b>SUB TOTAL</b>	<b>1036</b>	<b>289</b>	<b>307</b>	<b>1</b>	<b>1</b>	<b>1</b>	<b>22</b>	<b>621</b>
<b>Polling Station G2 (b) : Christian Faith Assembly (Vanard)</b>								
A - K	464	125	158	1	0	1	10	295
L - Z	246	59	97	0	0	0	10	166
<b>SUB TOTAL</b>	<b>710</b>	<b>184</b>	<b>255</b>	<b>1</b>	<b>0</b>	<b>1</b>	<b>20</b>	<b>461</b>
<b>Polling Station G3 : Anse La Raye Primary School</b>								
A - B	258	118	73	1	1	3	5	201
C	216	59	62	0	1	0	2	124
D - F	334	87	85	0	5	0	1	178
G - I	261	102	56	0	2	0	8	168
J - L	340	98	89	1	0	0	7	195
M - P	338	120	63	2	0	1	1	187
Q - Z	366	149	73	0	2	0	2	226
<b>SUB TOTAL</b>	<b>2113</b>	<b>733</b>	<b>501</b>	<b>4</b>	<b>11</b>	<b>4</b>	<b>26</b>	<b>1279</b>
<b>Polling Station G4 : Canaries Primary School</b>								
A - C	374	109	95	0	1	4	10	219
D - H	401	138	79	1	3	0	0	221
I - K	295	120	56	0	1	2	6	185
L - M	386	148	92	1	2	0	7	250
N - Z	329	85	90	1	0	1	4	181
<b>SUB TOTAL</b>	<b>1785</b>	<b>600</b>	<b>412</b>	<b>3</b>	<b>7</b>	<b>7</b>	<b>27</b>	<b>1056</b>
<b>GRAND TOTAL</b>	<b>7677</b>	<b>2354</b>	<b>2202</b>	<b>11</b>	<b>21</b>	<b>17</b>	<b>127</b>	<b>4732</b>



# General Election June 6, 2016

Polling Division	Voters on List						REJECTED	VOTES CAST
		Saturinus John Victorin	Dominic Francis Fedee					
		SLP	UWP					
								

## Polling Division G1 : Roseau Combined School

A - C	412	65	180				11	256
D - F	406	107	120				18	245
G - JOR	386	80	144				31	255
JOS - O	386	75	150				2	227
P - SO	294	56	128				13	197
ST - Z	227	20	83				15	118
<b>SUB TOTAL</b>	<b>2111</b>	<b>403</b>	<b>805</b>				<b>90</b>	<b>1298</b>
<b>POLICE</b>	<b>20</b>							

## Polling Station G2 (a) : Millet Primary School

A - G	393	104	134				16	254
H - M	334	72	127				4	203
N - Z	337	95	97				20	212
<b>SUB TOTAL</b>	<b>1064</b>	<b>271</b>	<b>358</b>				<b>40</b>	<b>669</b>
<b>POLICE</b>	<b>22</b>							

## Polling Station G2 (b) : Christian Faith Assembly (Vanard)

A - I	355	77	147				16	240
J - Z	378	84	142				14	240
<b>SUB TOTAL</b>	<b>733</b>	<b>161</b>	<b>289</b>				<b>30</b>	<b>480</b>
<b>POLICE</b>	<b>2</b>							

**Polling Station G3 : Anse La Raye Primary School**

<b>A - B</b>	<b>274</b>	<b>67</b>	<b>71</b>				<b>11</b>	<b>149</b>
<b>C - G</b>	<b>690</b>	<b>178</b>	<b>213</b>				<b>4</b>	<b>395</b>
<b>H - K</b>	<b>352</b>	<b>128</b>	<b>163</b>				<b>20</b>	<b>311</b>
<b>L - O</b>	<b>390</b>	<b>98</b>	<b>112</b>				<b>10</b>	<b>220</b>
<b>P - SM</b>	<b>257</b>	<b>77</b>	<b>54</b>				<b>3</b>	<b>134</b>
<b>SO - Z</b>	<b>266</b>	<b>93</b>	<b>60</b>				<b>8</b>	<b>161</b>
<b>SUB TOTAL</b>	<b>2229</b>	<b>641</b>	<b>673</b>				<b>56</b>	<b>1370</b>
<b>POLICE</b>	<b>25</b>							

**Polling Station G4 : Canaries Primary School**

<b>A - C</b>	<b>389</b>	<b>106</b>	<b>87</b>				<b>34</b>	<b>227</b>
<b>D - G</b>	<b>271</b>	<b>96</b>	<b>47</b>				<b>8</b>	<b>151</b>
<b>H - JOH</b>	<b>266</b>	<b>84</b>	<b>52</b>				<b>15</b>	<b>151</b>
<b>JON - L</b>	<b>372</b>	<b>134</b>	<b>48</b>				<b>22</b>	<b>204</b>
<b>M - R</b>	<b>303</b>	<b>111</b>	<b>67</b>				<b>11</b>	<b>189</b>
<b>S - Z</b>	<b>242</b>	<b>80</b>	<b>46</b>				<b>4</b>	<b>130</b>
<b>SUB TOTAL</b>	<b>1843</b>	<b>611</b>	<b>347</b>				<b>94</b>	<b>1052</b>
<b>POLICE</b>	<b>21</b>							

<b>GRAND TOTAL</b>	<b>8070</b>	<b>2087</b>	<b>2472</b>				<b>310</b>	<b>4869</b>
--------------------	-------------	-------------	-------------	--	--	--	------------	-------------