

# **Constituency**

## **Castries South - F**

### **POLLING DIVISION: F1**

Morne Road (Western side), La Toc, Old Kentucky Drive, Coubaril, Hospital Road, Tapion, Bananes, Bella Rosa, Faux-A-Chaux, George Cooper's Road, Millennium Highway.

### **POLLING DIVISION: F2**





Morne Road (Southern side), Goodlands (Western side), Coubaril (South), Ciceron, La-Belle-Vie, Monkey Town, Green Bay, Anse Feree', Cul-De-Sac, Millennium Highway.

### **POLLING DIVISION: F3**

Mt Cabrit, La Pointe, Marigot, La Perle (West), Morne St Joseph, Mt Belle Vue, Ti Colon (West), La-Croix-Maingot (West), Cul-De-Sac (Western side)









# General Election July 2, 1979

Polling Division	Voters on List						REJECTED	VOTES CAST
		Jon Odum	Jackson W. Joseph					
		SLP	UWP					
								
<b>Polling Station F1 : Banana Shed</b>								
A - F	559	214	109				10	333
G - M	611	212	123				15	350
N - Z	382	149	75				1	225
<b>SUB TOTAL</b>	<b>1552</b>	<b>575</b>	<b>307</b>				<b>26</b>	<b>908</b>
<b>Polling Station F2 : Ciceron School</b>								
A - I	461	204	67				17	288
J - Z	427	227	73				7	307
<b>SUB TOTAL</b>	<b>888</b>	<b>431</b>	<b>140</b>				<b>24</b>	<b>595</b>
<b>Polling Station F3 : Fire Fly's Dance Hall</b>								
A - I	275	163	13				3	179
J - Z	348	211	32				1	244
<b>SUB TOTAL</b>	<b>623</b>	<b>374</b>	<b>45</b>				<b>4</b>	<b>423</b>
<b>GRAND TOTAL</b>	<b>3063</b>	<b>1380</b>	<b>492</b>				<b>54</b>	<b>1926</b>









# General Election May 3, 1982

Polling Station	Voters on List						REJECTED	VOTES CAST
		Daphne Murray	Desmond Brathwaite	Jon Odum				
		SLP	UWP	PLP				
								
<b>Polling Division F1 : Banana Shed</b>								
A - C	385	14	125	87			4	230
D - H	445	11	148	111			3	273
I - L	388	12	130	90			6	238
M - Z	533	17	189	130			3	339
<b>SUB TOTAL</b>	<b>1751</b>	<b>54</b>	<b>592</b>	<b>418</b>			<b>16</b>	<b>1080</b>
<b>Polling Station F2 : Ciceron School</b>								
A - G	425	3	105	140			7	255
H - Z	550	14	133	211			10	368
<b>SUB TOTAL</b>	<b>975</b>	<b>17</b>	<b>238</b>	<b>351</b>			<b>17</b>	<b>623</b>
<b>Polling Station F3 : Fire Fly's Dance Hall</b>								
A - L	424	4	82	196			4	286
M - Z	275	3	63	105			6	177
<b>SUB TOTAL</b>	<b>699</b>	<b>7</b>	<b>145</b>	<b>301</b>			<b>10</b>	<b>463</b>
<b>GRAND TOTAL</b>	<b>3425</b>	<b>78</b>	<b>975</b>	<b>1070</b>			<b>43</b>	<b>2166</b>



# General Election April 6, 1987

Polling Division	Voters on List						REJECTED	VOTES CAST
		Carlisle Jn. Baptiste	Desmond Brathwaite	Jon Odum				
		SLP	UWP	PLP				
								

## Polling Division F1 : Banana Shed

A - B	297	14	86	45			2	147
C - E	336	17	103	48			14	182
F - I	317	12	97	48			5	162
J - L	410	22	122	63			9	216
M - R	349	20	98	57			2	177
S - Z	260	10	86	31			6	133
<b>SUB TOTAL</b>	<b>1969</b>	<b>95</b>	<b>592</b>	<b>292</b>			<b>38</b>	<b>1017</b>

## Polling Station F2 : Ciceron Primary School







A - F	394	8	129	93			8	238
G - I	336	11	95	108			4	218
J - Z	334	8	132	95			7	242
<b>SUB TOTAL</b>	<b>1064</b>	<b>27</b>	<b>356</b>	<b>296</b>			<b>19</b>	<b>698</b>

## Polling Station F3 : Fire Fly's Dance Hall

A - G	307	3	69	94			2	168
H - O	277	2	60	89			9	160
P - Z	231	2	52	73			6	133
<b>SUB TOTAL</b>	<b>815</b>	<b>7</b>	<b>181</b>	<b>256</b>			<b>17</b>	<b>461</b>
<b>GRAND TOTAL</b>	<b>3848</b>	<b>129</b>	<b>1129</b>	<b>844</b>			<b>74</b>	<b>2176</b>









# General Election April 30, 1987

Polling Division	Voters on List						REJECTED	VOTES CAST
		Carlisle Jn. Baptiste	Desmond Brathwaite	Jon Odum				
		SLP	UWP	PLP				
								
<b>Polling Division F1 : Geest Banana Shed</b>								
A - B	297	20	103	43			4	170
C - E	336	18	115	67			3	203
F - I	317	12	107	62			5	186
J - L	410	20	151	74			3	248
M - R	349	12	111	67			3	193
S - Z	260	9	87	38			3	137
<b>SUB TOTAL</b>	<b>1969</b>	<b>91</b>	<b>674</b>	<b>351</b>			<b>21</b>	<b>1137</b>
<b>Polling Station F2 : Ciceron Primary School</b>								
A - F	395	16	139	92			10	257
G - L	336	9	96	111			7	223
M - Z	334	16	136	99			3	254
<b>SUB TOTAL</b>	<b>1065</b>	<b>41</b>	<b>371</b>	<b>302</b>			<b>20</b>	<b>734</b>
<b>Polling Station F3 : Fire Fly's Disco</b>								
A - G	307	5	67	104			7	183
H - O	277	3	71	94			7	175
P - Z	231	4	56	84			2	146
<b>SUB TOTAL</b>	<b>815</b>	<b>12</b>	<b>194</b>	<b>282</b>			<b>16</b>	<b>504</b>
<b>GRAND TOTAL</b>	<b>3849</b>	<b>144</b>	<b>1239</b>	<b>935</b>			<b>57</b>	<b>2375</b>



# General Election April 27, 1992

Polling Division	Voters on List						REJECTED	VOTES CAST
		Lawson Calderon	Desmond Brathwaite	Jon Odlum				
		SLP	UWP	PLP				
								

## Polling Division F1 : Geest Banana Shed

A - B	327	51	120	6			9	186
C - D	314	72	92	4			5	173
E - H	403	75	104	6			3	188
I - J	364	68	100	8			16	192
K - M	332	64	98	11			16	189
N - R	239	54	75	7			2	138
S - Z	317	59	114	4			4	181
<b>SUB TOTAL</b>	<b>2296</b>	<b>443</b>	<b>703</b>	<b>46</b>			<b>55</b>	<b>1247</b>

## Polling Division F2 : Ciceron Combined School








A - D	343	93	119	6			20	238
E - I	357	65	129	10			14	218
J - M	364	89	122	16			17	244
N - Z	359	85	152	10			20	267
<b>SUB TOTAL</b>	<b>1423</b>	<b>332</b>	<b>522</b>	<b>42</b>			<b>71</b>	<b>967</b>

## Polling Station F3 : La Croix Maingot (Hess School)

A - F	329	94	84	6			23	207
G - M	407	79	95	3			17	194
N - Z	300	86	82	0			17	185
<b>SUB TOTAL</b>	<b>1036</b>	<b>259</b>	<b>261</b>	<b>9</b>			<b>57</b>	<b>586</b>
<b>GRAND TOTAL</b>	<b>4755</b>	<b>1034</b>	<b>1486</b>	<b>97</b>			<b>183</b>	<b>2800</b>









# General Election May 23, 1997

Polling Division	Voters on List					REJECTED	VOTES CAST
		George Odlum	Desmond Brathwaite	Lawson Calderon	Bain Nathaniel		
		SLP	UWP	PLP	INDEP.		
							
<b>Polling Division F1 : Geest Banana Shed</b>							
A - B	359	118	61	11	0	2	192
C - D	337	123	52	10	1	1	187
E - G	323	105	60	12	0	4	181
H - I	180	51	27	12	0	10	100
J - K	363	119	77	8	0	8	212
L - N	399	151	63	6	5	2	227
O - R	225	81	30	7	2	3	123
S - Z	351	109	69	11	1	2	192
<b>SUB TOTAL</b>	<b>2537</b>	<b>857</b>	<b>439</b>	<b>77</b>	<b>9</b>	<b>2</b>	<b>1414</b>
<b>Polling Division F2 : Ciceron Combined School</b>							
A - C	395	148	106	20	0	3	277
D - G	380	148	78	16	0	10	252
H - J	387	161	104	10	1	4	280
K - Q	335	144	86	11	0	2	243
R - Z	325	138	94	8	0	4	244
<b>SUB TOTAL</b>	<b>1822</b>	<b>739</b>	<b>468</b>	<b>65</b>	<b>1</b>	<b>23</b>	<b>1296</b>
<b>Polling Station F3 : La Croix Maingot (Hess School)</b>							
A - E	309	149	38	6	0	10	203
F - L	380	182	50	21	0	4	257
M - Q	213	96	29	7	0	4	136
R - Z	221	108	24	4	0	5	141
<b>SUB TOTAL</b>	<b>1123</b>	<b>535</b>	<b>141</b>	<b>38</b>	<b>0</b>	<b>23</b>	<b>737</b>
<b>GRAND TOTAL</b>	<b>5482</b>	<b>2131</b>	<b>1048</b>	<b>180</b>	<b>10</b>	<b>78</b>	<b>3447</b>







# General Election December 3, 2001

Polling Division	Voters on List						REJECTED	VOTES CAST
		Jon Odlum	Zepherinus Francis	Francis Papin				
		SLP	UWP	NAU				
								
<b>Polling Division F1 : Geest Banana Shed (Faux - A - Chaux)</b>								
A - B	364	80	66	3			0	149
C - D	350	79	56	1			7	143
E - G	348	77	65	5			7	154
H - I	203	35	29	1			8	73
J - K	379	82	73	1			20	176
L - M	355	90	40	11			11	152
N - R	288	77	33	4			11	125
S - Z	388	71	72	3			19	165
<b>SUB TOTAL</b>	<b>2675</b>	<b>591</b>	<b>434</b>	<b>29</b>			<b>83</b>	<b>1137</b>
<b>Polling Division F2 : Ciceron Combined School</b>								
A - B	277	70	54	5			7	136
C - E	426	108	97	4			17	226
F - I	368	70	95	3			19	187
J - L	417	120	77	4			22	223
M - R	385	122	62	2			6	192
S - Z	343	83	93	5			13	194
<b>SUB TOTAL</b>	<b>2216</b>	<b>573</b>	<b>478</b>	<b>23</b>			<b>84</b>	<b>1158</b>
<b>Polling Station F3 : La Croix Maingot (Hess School)</b>								
A - E	332	88	31	19			24	162
F - J	362	104	40	32			7	183
K - P	286	74	33	19			12	138
Q - Z	238	71	27	18			3	119
<b>SUB TOTAL</b>	<b>1218</b>	<b>337</b>	<b>131</b>	<b>88</b>			<b>46</b>	<b>602</b>









# General Election December 11, 2006

Polling Division	Voters on List						REJECTED	VOTES CAST
		Robert Lewis	Tessa Mangal					
		SLP	UWP					
								
<b>Polling Division F1 : SLASPA Ferry Terminal (old geest shed)</b>								
A - B	394	98	90				16	204
C - D	387	87	77				12	176
E - G	361	79	89				8	176
H - I	207	30	48				8	86
J	366	79	90				8	177
K - N	452	116	97				9	222
O - R	265	66	47				8	121
S - Z	405	73	81				18	172
<b>SUB TOTAL</b>	<b>2837</b>	<b>628</b>	<b>619</b>				<b>87</b>	<b>1334</b>
<b>Polling Division F2 : Ciceron Combined School</b>								
A - B	239	104	70				13	187
C - D	381	114	101				23	238
E - F	384	89	68				7	164
G - I	338	79	81				18	178
J	401	118	93				13	224
K - M	373	91	81				14	186
N - R	327	137	66				7	210
S - Z	459	141	111				17	269
<b>SUB TOTAL</b>	<b>2902</b>	<b>873</b>	<b>671</b>				<b>112</b>	<b>1656</b>
<b>Polling Station F3 : La Croix Maingot (Hess School)</b>								
A - E	425	112	102				15	229
F - J	427	99	105				11	215
K - R	391	106	88				6	200
S - Z	258	77	58				2	137
<b>SUB TOTAL</b>	<b>1501</b>	<b>394</b>	<b>353</b>				<b>34</b>	<b>781</b>







# General Election November 28, 2011

Polling Division	Voters on List						REJECTED	VOTES CAST
		Robert Lewis	Lorenzo Francis					
		SLP	UWP					
								
<b>Polling Division F1 : SLASPA Ferry Terminal (old geest shed)</b>								
A	347	97	75				1	173
B - C	346	96	62				8	166
D - F	417	99	83				6	188
G - I	342	99	82				4	185
J	386	89	82				4	175
K - M	402	105	75				0	180
N - R	338	98	62				5	165
S - Z	411	101	78				1	180
<b>SUB TOTAL</b>	<b>2889</b>	<b>784</b>	<b>599</b>				<b>29</b>	<b>1412</b>
<b>Polling Division F2 : Ciceron Combined School</b>								
A	310	116	83				7	206
B - C	393	127	84				7	218
D - E	369	124	77				3	204
F - G	382	121	90				3	214
H - I	238	70	62				1	133
J	427	154	99				6	259
K - M	457	147	108				6	261
N - R	402	167	86				2	255
S	338	87	92				0	179
T - Z	300	98	72				1	171
<b>SUB TOTAL</b>	<b>3616</b>	<b>1211</b>	<b>853</b>				<b>36</b>	<b>2100</b>
<b>Polling Station F3 : La Croix Maingot (Hess School)</b>								
A - D	374	115	89				4	208
E - I	371	122	76				4	202
J - L	327	95	67				1	163
M - P	275	93	62				1	156
Q - Z	343	107	72				0	179
<b>SUB TOTAL</b>	<b>1690</b>	<b>532</b>	<b>366</b>				<b>10</b>	<b>908</b>
<b>GRAND TOTAL</b>	<b>8295</b>	<b>2527</b>	<b>1818</b>				<b>75</b>	<b>4420</b>



# General Election June 6, 2016

Polling Division	Voters on List						REJECTED	VOTES CAST
		Ernest Hilaire	Mary Isella Issac					
		SLP	UWP					
								
<b>Polling Division F1 : SLASPA Ferry Terminal</b>								
A - B	429	102	76				5	183
C - D	438	108	81				4	193
E - G	405	109	85				4	198
H - JOR	432	89	105				2	196
JOS - L	402	80	96				3	179
M - Q	479	115	85				9	209
R - Z	499	104	104				3	211
<b>SUB TOTAL</b>	<b>3084</b>	<b>707</b>	<b>632</b>				<b>30</b>	<b>1369</b>
<b>POLICE</b>	<b>11</b>							
<b>Polling Division F2 : Ciceron Combined School</b>								
A - B	478	125	124				7	256
C - D	463	128	129				5	262
E - F	451	112	114				8	234
G - I	443	97	128				6	231
J	476	105	123				9	237
K - MO	500	128	133				5	266
MU - R	474	158	105				9	272
S	360	82	103				4	189
T - Z	287	69	84				2	155
<b>SUB TOTAL</b>	<b>3932</b>	<b>1004</b>	<b>1043</b>				<b>55</b>	<b>2102</b>
<b>POLICE</b>	<b>20</b>							
<b>Polling Station F3 : La Croix Maingot (Hess School)</b>								
A - D	405	131	125				6	262
E - I	409	115	99				0	214
J - L	336	75	78				1	154
M - R	365	99	102				1	202
S - Z	312	81	87				3	171
<b>SUB TOTAL</b>	<b>1827</b>	<b>501</b>	<b>491</b>				<b>11</b>	<b>1003</b>
<b>POLICE</b>	<b>0</b>							