

Constituency

Castries Central - E

POLLING DIVISION: E1

Sans Souci, L'anse Road (Western side), Lunar Park, Vigie, Pointe Seraphine.

POLLING DIVISION: E2

Barnard Hill, Conway, Darling Road, Corner of High and Broglie Street (Northern side) to Chaussee Road. St Louis Street, Victoria Street, Jeremie Street (From Block ES to Chaussee Road), Corner of High Street and Chaussee Road through Calvary Road.

Government Housing Estate including:- Blocks E, G, J, P, Q, R, T, W, X, Z, ES, FS, BS, AS.

New CDC Buildings including:- Blocks A, B, C, D, E, F, G, H, J, K. Corner of High and Coral Streets (Northern side). Corner of High and Chisel Streets (Northern side).

POLLING DIVISION: E3

Corner of High and Broglie Streets (Southern side) to Chaussee Road, Corner of High Street and Chaussee Road to Marchand Bridge.

Marchand Bridge along Northern Bank of the Castries River. Micoud Street, Broglie Street, Brazil Street, Mary Ann Street, Peynier Street, Manoel Street, Bourbon Street, Mongiraud Street, Laborie Street, Bridge Street, Queen's Lane, Leslie Land, Grass Street, Morne Girard Road, William Peter Boulevard, corner of High and Coral Streets (Southern side), corner of High and Chisel Streets (Southern side) Water Works Road (From Flambeau Bridge Westward to the junction with Chaussee Road).

Government Housing Estate including:- Blocks **B, C, F, H, L, M, N, R, U, V, DS, Y, S**

POLLING DIVISION: E4

New Village, Peart's Gap, La Pansee, George Ville, Calvary Road, La Roserie, Mt Pleasant.

POLLING DIVISION: E5





Fond-Le-Grande, Morne Avitte, Rose Hill, Wilton's Yard, Morne-Du-Don, Bois Patat (Western side).

POLLING DIVISION: E6

Water Works Road, Lou-Cou-Duce, Leslie Land, Lastic Hill, Patterson's Gap, Cedars (Lower part).






General Election July 2, 1979

Polling Division	Voters on List						REJECTED	VOTES CAST
		Antonius Gibson	George Mallet					
		SLP	UWP					
								
Polling Station E1: Anglican Annex								
A - I	460	156	121				7	284
J - Z	521	126	158				10	294
SUB TOTAL	981	282	279				17	578
Polling Station E2 : Wesley Hall								
A - J	485	122	145				5	272
K - Z	391	114	121				2	237
SUB TOTAL	876	236	266				7	509
Polling Station E3 : R.C. Boys' School								
A - J	587	154	185				16	355
K - Z	262	67	98				4	169
SUB TOTAL	1062	221	283				20	524
POLICE	213							
GRAND TOTAL	2919	739	828				44	1611









General Election May 3, 1982

Polling Station	Voters on List						REJECTED	VOTES CAST
		Hilary Modest	George Mallet	Antonius Gibson				
		SLP	UWP	PLP				
								
Polling Station E1: Anglican Annex								
A - H	481	12	178	72			7	269
I - Z	520	16	191	101			17	325
SUB TOTAL	1001	28	369	173	24	594	8	446
Polling Station E2 : Wesley Hall								
A - I	529	12	149	78			7	246
J - Z	429	10	226	86			11	333
SUB TOTAL	958	22	375	164			18	579
Polling Station E3 : R.C. Boys' School								
A - I	318	22	214	69			10	315
J - Z	335	8	130	55			3	196
SUB TOTAL	892	30	344	124			13	511
POLICE	239							
GRAND TOTAL	2851	80	1088	461			55	1684







General Election April 6, 1987

Polling Division	Voters on List						REJECTED	VOTES CAST
		Velon John	George Mallet	Wilcina Haynes				
		SLP	UWP	PLP				
								
Polling Station E1: Anglican Annex								
A - D	278	24	98	14			5	141
E - L	350	61	96	27			11	195
M - Z	349	38	94	13			9	154
SUB TOTAL	977	123	288	54			25	490
Polling Station E2 : Wesley Hall								
A - F	358	38	94	17			14	163
G - L	316	37	80	30			12	159
M - Z	395	47	127	20			18	212
SUB TOTAL	1069	122	301	37			44	534
Polling Station E3 : R.C. Boys' School								
A - I	222	78	134	13			5	230
J - Z	260	31	98	13			2	144
SUB TOTAL	698	109	232	26			7	374
POLICE	216							
GRAND TOTAL	2744	354	821	147			76	1398







General Election April 30, 1987

Polling Division	Voters on List						REJECTED	VOTES CAST
		Velon John	George Mallet					
		SLP	UWP					
								
Polling Station E1: Anglican Annex								
A - D	278	41	101				2	144
E - L	350	70	103				0	173
M - Z	350	48	115				4	167
SUB TOTAL	978	159	319				6	484
Polling Station E2 : Wesley Hall								
A - F	358	65	107				4	176
G - L	316	68	95				1	164
M - Z	395	65	140				7	212
SUB TOTAL	1069	198	342				12	552
Polling Station E3 : R.C. Boys' School								
A - I	222	89	138				6	233
J - Z	260	47	104				0	151
SUB TOTAL	482	136	242				6	384
POLICE	216							
GRAND TOTAL	2745	493	903				24	1420







General Election April 27, 1992

Polling Division	Voters on List						REJECTED	VOTES CAST
		Andrew Maglorie	George Mallet					
		SLP	UWP					
								
Polling Station E1: Anglican Annex								
A - F	372	78	194				2	274
G - M	341	50	109				1	160
N - Z	270	25	89				3	117
SUB TOTAL	983	153	392				6	551
Polling Station E2 : Wesley Hall								
A - F	362	27	117				4	148
G - L	314	36	100				1	137
M - Z	397	35	145				5	185
SUB TOTAL	1073	98	362				10	470
Polling Station E3 : R.C. Boys' School								
A - J	243	31	91				4	126
K - Z	213	19	83				2	104
SUB TOTAL	456	50	174				6	230
POLICE	220							
GRAND TOTAL	2732	301	928				22	1251



General Election May 23, 1997

Polling Division	Voters on List						REJECTED	VOTES CAST
		Sarah Flood	Vaughan Lewis					
		SLP	UWP					
								
Polling Station E1 : Anglican Annex								
A - F	350	93	106				2	201
G - M	313	90	88				1	179
N - Z	261	63	76				1	140
SUB TOTAL	924	246	270				4	520
Polling Station E2 : Ave Maria Primary School								
A - F	312	93	70				1	164
G - M	375	109	98				4	211
N - Z	285	78	68				0	146
SUB TOTAL	972	280	236				5	521
Polling Station E3 : R.C. Boys' School								
A - J	233	123	116				3	242
K - Z	197	118	96				1	215
SUB TOTAL	430	241	212				4	457
POLICE	289							
GRAND TOTAL	2615	767	718				13	1498



General Election December 3, 2001

Polling Division	Voters on List						REJECTED	VOTES CAST
		Sarah Flood Beauburn	Vaughan Lewis	Christopher Hunte	Esther Lee	Lennox Laurencin		
		SLP	UWP	STAFF	NAU	NFP		
								

Polling Division E1 : Carmen Rene School (Sans Souci)

A - E	339	66	83	4	1	1	4	159
F - M	383	48	130	5	2	0	1	186
N - Z	281	68	72	2	1	0	1	144
SUB TOTAL	1003	182	285	11	4	1	6	489

Polling Station E2 : Anglican Infant





A - D	370	58	71	5	1	0	8	143
E - J	384	79	78	3	1	0	14	175
K - O	244	50	46	3	2	0	2	103
P - Z	323	67	67	4	5	0	2	145
SUB TOTAL	1321	254	262	15	9	0	26	566

Polling Station E3 : Ave Maria Primary

A - C	344	56	59	4	3	0	2	124
D - F	289	55	55	3	0	1	3	117
G - J	396	76	80	0	4	0	9	169
K - M	263	94	117	4	10	2	5	232
N - R	224	34	39	0	1	0	4	78
S - Z	309	47	81	2	2	0	3	135



General Election December 11, 2006

Polling Division	Voters on List						REJECTED	VOTES CAST
		Vaughan Lewis	Richard Federick					
		SLP	UWP					
								

Polling Division E1 : Carmen Rene Memorial School

A - D	276	51	91				1	143
E - J	267	68	91				5	164
K - P	222	31	88				2	121
Q - Z	190	43	76				0	119
SUB TOTAL	955	193	346				8	547

Polling Station E2 : Anglican Infant School









A - C	254	41	82				2	125
D - G	236	42	71				8	121
H - J	195	38	64				0	102
K - O	199	41	59				2	102
P - Z	297	51	97				5	153
SUB TOTAL	1181	213	373				17	603

Polling Station E3 (a) : R.C. Boys' Primary School

A - C	261	51	69				3	123
D - F	224	42	66				1	109
G - J	310	51	92				2	145
SUB TOTAL	795	144	227				6	377



General Election November 28, 2011

Polling Division	Voters on List					REJECTED	VOTES CAST
		Stanely Felix	Richard Federick	Felicia Brown-Dujon	Melanie -T. Fraites		
		SLP	UWP	LPM	LG		
							

Polling Division E1 : Carmen Rene Memorial School

A - D	319	78	84	1	2	9	174
E - J	273	51	58	0	1	13	123
K - O	183	22	54	2	0	5	83
P - Z	274	61	73	2	0	6	142
SUB TOTAL	1049	212	269	5	3	33	540

Polling Station E2 : Anglican Infant School







A - C	266	50	66	2	0	7	125
D - G	274	61	56	0	0	5	122
H - K	220	42	57	0	0	9	108
L - O	193	47	36	0	0	2	85
P - Z	310	55	88	3	0	9	155
SUB TOTAL	1263	255	303	5	0	32	595

Polling Station E3 (a) : R.C. Boys' Primary School

A - D	253	58	66	1	0	9	134
E - G	305	55	53	1	0	8	117
H - K	233	42	50	1	0	3	96
SUB TOTAL	791	155	169	3	0	20	347



General Election June 6, 2016

Polling Division	Voters on List						REJECTED	VOTES CAST
		Stanely Felix	Sarah Flood Beauburn	Timothy Brian				
		SLP	UWP	INDEP.				
								

Polling Division E1 : Carmen Rene Memorial School

A - E	369	52	100	1			0	153
F - L	307	38	90	0			1	129
M - Z	374	56	106	0			2	164
SUB TOTAL	1050	146	296	1			3	446
POLICE	4							

Polling Station E2 : Anglican Infant School

A - E	435	85	87	0			1	173
F - K	335	72	88	0			2	162
L - R	311	54	72	0			2	128
S - Z	210	33	59	0			3	95
SUB TOTAL	1291	244	303	306			8	558
POLICE	13							

Polling Station E3 : R.C. Boys' Primary School

A - E	363	63	69	0			1	133
F - J	383	84	71	1			4	160
K - Q	311	43	73	0			1	117
R - Z	288	40	79	0			0	119