

# **Constituency**

## **Castries East - D**

### **POLLING DIVISION: D1**

Girard, Guesneau, Ti Rocher (West), Bocage (West).

### **POLLING DIVISION: D2**

Ti Rocher (East), Bocage (East), Ravine Chabot, Independence City, Entrepot, Gros Morne, Bagatelle (East), Water Works Road (Upper part)

### **POLLING DIVISION: D3**

Marchand, George Charles Boulevard, Park Lane, De Coteau Lane.

### **POLLING DIVISION: D4**

(a) Ravine Touterelle, Rock Hall, Arrundelle Hill.

(b) George Mallet Avenue, Sydney Lane, Bishop's Gap, Bagatelle (West), Ghirawoo Road, Derriere Fort (North), Four Road (West).

### **POLLING DIVISION: D5**

Marchand : Black Mallet, Maynard Hill, Tour Rouge, Mayfield, Bridge Street (upper part), Chesterfield, Pavee, Morne Road, Derriere Fort (East), Victoria Road.






### **POLLING DIVISION: D6**

Pavee, Morne Road East, Bois Cachet, Etienne Road, Chef Harry's Drive, Red Tape Lane, Parker's Lane, Combomere Road (Northern side), Old Military Road, Derriere Fort.





# General Election May 3, 1982

Polling Station	Voters on List					REJECTED	VOTES CAST
		Patrick Fell	Romanus Lansiquot	Vance Pilgrim			
		SLP	UWP	PLP			
							

## Polling Division D1 : Bocage Government School

A - J	384	19	169	75			4	267
K - Z	266	19	110	46			4	179
<b>SUB TOTAL</b>	<b>650</b>	<b>38</b>	<b>279</b>	<b>121</b>			<b>8</b>	<b>446</b>

## Polling Division D21 : Entrepot Junior Secondary School

A - E	535	17	218	111			2	348
F - J	444	16	315	87			3	421
K - P	392	7	159	88			5	259
Q - Z	324	6	124	82			4	216
<b>SUB TOTAL</b>	<b>1695</b>	<b>46</b>	<b>816</b>	<b>368</b>			<b>14</b>	<b>1244</b>

## Polling Division D22 : Mindoo Phillip Park (Clarke Pavilion)







A - G	406	12	125	91			0	228
H - Z	512	14	131	113			4	262
<b>SUB TOTAL</b>	<b>918</b>	<b>26</b>	<b>256</b>	<b>204</b>			<b>4</b>	<b>490</b>

## Polling Division D31 : Marchand Road

A - C	562	24	191	113			1	329
D - F	541	37	111	93			4	245
G - J	561	30	166	125			5	326
K - O	453	22	148	93			3	266
P - Z	585	29	197	124			3	353



# General Election April 6, 1987

Polling Division	Voters on List						REJECTED	VOTES CAST
		Elijah Greenidge	Romanus Lansiquot	Nicholas Joseph				
		SLP	UWP	PLP				
								

## Polling Division D1: Bocage Government School

A - I	328	40	126	11			10	187
J - Z	406	47	131	19			8	205
<b>SUB TOTAL</b>	<b>734</b>	<b>87</b>	<b>257</b>	<b>30</b>			<b>18</b>	<b>392</b>

## Polling Division D21 : Entrepot Senior Secondary School

A - C	407	93	179	33			10	315
D - F	322	52	110	21			1	184
G - I	221	31	92	7			2	132
J - L	338	50	98	21			3	172
M - R	391	57	118	30			4	209
S - Z	277	34	79	25			3	145
<b>SUB TOTAL</b>	<b>1956</b>	<b>317</b>	<b>676</b>	<b>137</b>			<b>23</b>	<b>1157</b>







## Polling Station D22 : Mindoo Phillip Park (Clarke Pavilion)

A - E	297	43	66	20			1	130
F - L	308	36	78	23			9	146
M - Z	308	31	80	27			3	141
<b>SUB TOTAL</b>	<b>913</b>	<b>110</b>	<b>224</b>	<b>70</b>			<b>13</b>	<b>417</b>

## Polling Station D31 : Marchand School



# General Election April 30, 1987

Polling Division	Voters on List						REJECTED	VOTES CAST
		Elijah Greenidge	Romanus Lansiquot	Nicholas Joseph				
		SLP	UWP	PLP				
								

## Polling Division D1: Bocage Government School

A - I	328	57	125	9			2	193
J - Z	407	76	149	6			7	238
<b>SUB TOTAL</b>	<b>735</b>	<b>133</b>	<b>274</b>	<b>15</b>			<b>9</b>	<b>431</b>

## Polling Division D21 : Entrepot Senior Secondary School

A - C	409	67	136	14			6	223
D - F	322	62	120	6			2	190
G - I	221	78	174	9			2	263
J - L	339	66	99	11			3	179
M - R	391	71	124	16			2	213
S - Z	277	43	89	17			4	150
<b>SUB TOTAL</b>	<b>1959</b>	<b>387</b>	<b>742</b>	<b>73</b>			<b>19</b>	<b>1218</b>





## Polling Station D22 : Mindoo Phillip Park (Clarke Pavilion)

A - E	297	58	71	10			0	139
F - L	308	48	84	15			6	153
M - Z	308	41	81	24			0	146
<b>SUB TOTAL</b>	<b>913</b>	<b>147</b>	<b>236</b>	<b>49</b>			<b>6</b>	<b>438</b>

## Polling Station D31 : Marchand School



# General Election April 27, 1992

Polling Division	Voters on List						REJECTED	VOTES CAST
		Philip Pierre	Romanus Lansiquot					
		SLP	UWP					
								

## Polling Division D1: Bocage Government School

A - F	373	83	122				13	218
G - L	320	77	95				7	179
M - Z	343	97	105				14	216
<b>SUB TOTAL</b>	<b>1036</b>	<b>257</b>	<b>322</b>				<b>31</b>	<b>613</b>

## Polling Division D21 : Entrepot Secondary School





A - B	310	90	157				16	263
C - D	295	80	107				4	191
E - G	387	62	146				9	217
H - J	423	55	137				16	208
K - O	374	71	114				14	199
P - R	203	23	75				10	108
S - Z	340	66	122				4	192
<b>SUB TOTAL</b>	<b>2332</b>	<b>447</b>	<b>858</b>				<b>73</b>	<b>1378</b>

## Polling Station D22 : Marchand Parish Centre

A - D	293	51	64				6	121
E - I	230	29	69				5	103
J - Q	275	55	102				17	174











# General Election May 23, 1997

Polling Division	Voters on List						REJECTED	VOTES CAST
		Philip Pierre	Romanus Lansiquot					
		SLP	UWP					
								
<b>Polling Division D1 (a) : Bocage Secondary School</b>								
A - E	324	133	83				3	219
F - L	314	168	80				6	254
M - Z	395	162	59				6	227
<b>SUB TOTAL</b>	<b>1033</b>	<b>463</b>	<b>222</b>				<b>15</b>	<b>700</b>
<b>Polling Division D1 (b) : Girard Cocoa Mother's Hall</b>								
A - Z	378	127	92				7	226
<b>Polling Station D21 : Entrepot Secondary School</b>								
A - B	317	198	134				8	340
C - D	333	127	73				8	208
E - F	288	89	75				2	166
G - I	309	110	79				1	190
J - K	317	110	65				1	176
L - M	364	138	62				10	210
N - R	287	98	56				5	159
S - Z	388	120	102				8	230
<b>SUB TOTAL</b>	<b>2603</b>	<b>990</b>	<b>646</b>				<b>43</b>	<b>1679</b>



# General Election December 3, 2001

Polling Division	Voters on List					REJECTED	VOTES CAST
		Philip Pierre	Monica Caseley	Roger Harris	Peter Josie		
		SLP	UWP	STAFF	NAU		
							

## Polling Division D1 : Bocage Secondary School

A - E	302	81	55	0	1	2	139
F - K	220	72	31	0	2	0	105
L - Z	390	115	55	2	1	9	182
<b>SUB TOTAL</b>	<b>912</b>	<b>268</b>	<b>141</b>	<b>2</b>	<b>4</b>	<b>11</b>	<b>426</b>

## Polling Division D2 : Entrepot Secondary School

A - B	322	77	56	1	2	3	139
C	233	56	43	1	4	5	109
D - E	309	73	52	1	5	9	140
F - G	314	167	107	4	6	14	298
H - J	470	109	77	12	3	3	204
K- M	425	113	71	3	4	4	195
N - R	317	82	54	0	6	3	145
S - Z	413	113	77	1	6	6	203
<b>SUB TOTAL</b>	<b>2803</b>	<b>790</b>	<b>537</b>	<b>23</b>	<b>36</b>	<b>47</b>	<b>1433</b>





## Polling Station D3 : Marchand Community Centre

A - I	350	70	36	2	2	7	117
-------	-----	----	----	---	---	---	-----





# General Election December 11, 2006

Polling Division	Voters on List						REJECTED	VOTES CAST
		Philip Pierre	Guy Mayers					
		SLP	UWP					
								

## Polling Division D1 : Bocage Government School

A - E	327	84	71				2	157
F - L	369	88	85				2	175
M - Z	246	104	77				2	183
<b>SUB TOTAL</b>	<b>942</b>	<b>276</b>	<b>233</b>				<b>6</b>	<b>515</b>

## Polling Division D2 : Entrepot Secondary School





A - B	330	97	139				5	241
C - D	235	99	102				3	204
E - F	385	97	94				3	194
G - I	320	66	93				0	159
J - K	338	82	95				3	180
L - M	444	111	111				2	224
N - R	355	76	97				2	175
S - Z	445	113	113				3	229
<b>SUB TOTAL</b>	<b>2852</b>	<b>741</b>	<b>844</b>				<b>21</b>	<b>1606</b>

## Polling Station D3 : Marchand Community Centre

A - I	307	54	48				4	106
E - F	211	21	55				2	166



# General Election November 28, 2011

Polling Division	Voters on List						REJECTED	VOTES CAST
		Philip Pierre	Guy Mayers					
		SLP	UWP					
								

## Polling Division D1 : Bocage Government School





A - E	325	100	76				5	181
F - L	365	98	92				5	195
M - Z	340	94	68				2	164
<b>SUB TOTAL</b>	<b>1030</b>	<b>292</b>	<b>236</b>				<b>12</b>	<b>540</b>

## Polling Division D2 : Entrepot Secondary School

A - B	395	164	130				1	295
C	253	68	59				1	128
D - E	394	107	85				2	194
F - G	384	104	90				2	196
H - I	180	42	51				0	93
J	368	84	92				5	181
K - L	229	56	65				5	126
M - N	320	98	64				4	166
O - R	254	78	68				1	147
S - T	286	74	81				1	156
U - Z	167	41	43				4	88
<b>SUB TOTAL</b>	<b>3312</b>	<b>916</b>	<b>828</b>				<b>26</b>	<b>1770</b>



# General Election June 6, 2016

Polling Division	Voters on List						REJECTED	VOTES CAST
		Philip J. Pierre	Fortuna C. Belrose					
		SLP	UWP					
								

## Polling Division D1 : Bocage Government School

A - G	434	118	95				5	218
H - M	339	79	76				2	157
N - Z	277	52	60				1	113
<b>SUB TOTAL</b>	<b>1050</b>	<b>249</b>	<b>231</b>				<b>8</b>	<b>488</b>
<b>POLICE</b>	<b>9</b>							

## Polling Division D2 : Entrepot Secondary School

A - B	414	93	112				0	205
C -D	429	97	100				0	197
E - F	456	103	92				4	199
G - I	358	71	92				0	163
J - K	406	108	120				0	228
L - MAY	363	77	81				1	159
MC - P	409	93	88				3	184
Q - STA	327	99	136				0	235
STE - Z	313	71	64				0	135
<b>SUB TOTAL</b>	<b>3475</b>	<b>812</b>	<b>885</b>				<b>8</b>	<b>1705</b>
<b>POLICE</b>	<b>9</b>							