

Constituency

Castries North - C

POLLING DIVISION: C1

Vigie (Northern side), Vide Bouteille, City Gate, Bisee, Summersdale, Sunny Acres, Choc Estate, Union Hill Top, Blackstone, Almondale, Patvale.

POLLING DIVISION: C2

L'anse Road (Eastern side), Carriere, Vide Bouteille, La Clery, Active Hill, Yorke Hill.

POLLING DIVISION: C3

La Pansee, (Upper part), Karibelle Gardens, Chase Gardens, Carellie Estate.

POLLING DIVISION: C4





Morne-Du-Don, Bois Patat (Upper part), Agard Lands, Hill Crest Gardens.

POLLING DIVISION: C5

Cedars (Upper part), Sunbilt, Water Works Road (Upper part).



General Election July 2, 1979

Polling Division	Voters on List						REJECTED	VOTES CAST
		Michael Pilgrim	Hollis D. Bristol					
		SLP	UWP					
								

Polling Station C1: San Souci School

A - F	598	235	160				3	398
G - M	562	206	136				11	353
N - Z	437	166	92				8	266
SUB TOTAL	1597	607	388				22	1017

Polling Station C2 : La Clery School

A - E	624	193	200				8	401
F - M	734	218	229				24	471
N - Z	481	146	147				15	308
SUB TOTAL	1839	557	576				47	1180

Polling Station C3 : Cannon Laurie School (Chausee)







A - F	546	204	108				18	330
G - M	567	223	102				13	338
N - Z	368	127	70				14	211
SUB TOTAL	1481	554	280				45	879

Polling Station C4 : Mon Dudon Lodge

A - E	766	318	127				28	473
F - J	694	256	90				16	362



General Election April 6, 1987

Polling Division	Voters on List						REJECTED	VOTES CAST
		Michael Pilgrim	Stephenson King	Oswald Augustin				
		SLP	UWP	PLP				
								

Polling Division C1: San Souci School

A - C	404	70	118	38			0	226
D - G	361	61	99	19			0	179
H - K	333	60	80	30			2	172
L - Q	358	78	96	19			2	193
R - Z	317	64	81	23			5	173
SUB TOTAL	1773	333	474	129			9	943

Polling Division C2: La Clery School







A - B	338	49	87	30			5	171
C - E	382	62	120	23			0	205
F - I	314	40	98	19			6	163
J - L	336	42	96	18			2	158
M - P	353	57	111	21			1	190
Q - Z	374	66	116	20			2	204
SUB TOTAL	2097	316	628	131			16	1091

Polling Station C3: Cannon Laurie Anglican School

A - D	387	93	74	37			3	207
E - I	339	62	83	23			2	170



General Election April 30, 1987

Polling Division	Voters on List						REJECTED	VOTES CAST
		Michael Pilgrim	Stephenson King	Oswald Augustin				
		SLP	UWP	PLP				
								

Polling Division C1: San Souci

A - C	404	102	130	12			5	249
D - G	361	75	108	7			2	192
H - K	333	90	84	8			1	183
L - Q	358	94	115	6			3	218
R - Z	317	78	92	8			0	178
SUB TOTAL	1773	439	529	41			11	1020

Polling Division C2: La Clery School





A - B	338	68	108	18			1	195
C - E	382	82	134	12			0	228
F - I	314	53	110	14			4	181
J - L	336	56	109	10			1	176
M - P	355	77	120	9			2	208
Q - Z	374	81	126	11			2	220
SUB TOTAL	2099	417	707	74			10	1208

Polling Station C3: Cannon Laurie Anglican School

A - D	387	121	84	15			3	223
E - I	340	91	91	12			3	197



General Election April 27, 1992

Polling Division	Voters on List						REJECTED	VOTES CAST
		Wilkinson Larcher	Stephenson King					
		SLP	UWP					
								

Polling Division C1: Carmen Renee School

A - B	207	46	94				4	146
C - D	280	37	99				9	145
E - I	360	47	124				6	177
J - L	341	65	100				6	171
M - R	340	57	118				4	179
S - Z	291	55	98				3	156
SUB TOTAL	1882	307	633				32	974





Polling Division C2: Vide Boutelle Secondary School

A - B	375	57	117				5	179
C - D	314	33	116				4	153
E - G	373	45	150				3	198
H - J	340	55	108				1	164
K - M	324	46	118				1	165
N - R	285	39	88				2	129
S - Z	341	40	119				3	162
SUB TOTAL	1715	354	483				22	859

Polling Station C3: Cannon Laurie Anglican School



General Election May 23, 1997

Polling Division	Voters on List						REJECTED	VOTES CAST
		Jon Odum	Stephenson King					
		SLP	UWP					
								

Polling Division C1: Carmen Rene School

A - B	260	75	67				0	142
C - D	273	59	76				4	139
E - G	276	64	72				2	138
H - J	311	82	61				5	148
K - O	302	73	104				2	179
P - S	302	96	76				6	178
T - Z	128	44	30				1	75
SUB TOTAL	1852	493	486				20	999

Polling Division C2: Vide Boutelle Primary School

A - B	397	129	92				0	221
C - D	317	82	91				0	173
E - F	301	86	91				1	178
G - I	204	54	43				2	99
J - L	398	114	88				4	206
M - O	266	59	71				3	133
P - R	217	56	51				1	108
S - Z	377	88	101				5	194



General Election December 3, 2001

Polling Division	Voters on List						REJECTED	VOTES CAST
		Ignatius Jean	Terentia Touissaint	Jacinta Annus-Lee	Tribonus Adjodha	Shelton Elcock		
		SLP	UWP	NAU	STAFF	NFP		
								

Polling Division C1: Castries Comprehensive School

		Ignatius Jean	Terentia Touissaint	Jacinta Annus-Lee	Tribonus Adjodha	Shelton Elcock	REJECTED	VOTES CAST
A - D	391	71	86	3	9	0	1	170
E - I	326	57	64	5	9	0	0	135
J - O	368	51	94	3	1	1	1	151
P - Z	334	69	82	0	2	0	1	154
SUB TOTAL	1419	248	326	11	21	1	3	610

Polling Division C2: Vide Boutielle Secondary School





		Ignatius Jean	Terentia Touissaint	Jacinta Annus-Lee	Tribonus Adjodha	Shelton Elcock	REJECTED	VOTES CAST
A - B	468	103	67	3	8	1	2	184
C-D	405	71	77	2	2	0	3	155
E - F	392	95	67	5	3	0	1	171
G - I	301	54	55	2	3	1	9	124
J	332	92	52	2	4	0	5	155
K - M	465	76	87	1	6	0	7	177
N - R	366	81	58	0	4	0	4	147
S - Z	492	108	105	3	3	0	2	221
SUB TOTAL	3221	680	568	18	33	2	33	1334

Polling Station C3 : Dunnator School (La Pansee Road)

		Ignatius Jean	Terentia Touissaint	Jacinta Annus-Lee	Tribonus Adjodha	Shelton Elcock	REJECTED	VOTES CAST
A - Z	387	103	67	3	8	1	2	184



General Election December 11, 2006

Polling Division	Voters on List						REJECTED	VOTES CAST
		Ignatius Jean	Stephenson King					
		SLP	UWP					
								

Polling Division C1 : Castries Comprehensive School







A - B	281	53	75				0	128
C - D	312	66	94				2	162
E - G	313	64	115				0	179
H - K	327	64	144				7	215
L - M	278	44	99				0	143
N - R	229	52	70				3	125
S - Z	270	56	102				0	158
SUB TOTAL	2010	399	699				12	1110

Polling Division C2 : Vide Boutielle Secondary School

A	327	73	90				0	163
B - C	413	74	121				2	197
D - E	340	59	110				1	170
F - H	438	73	130				7	210
I - K	397	81	111				3	195
L - M	467	63	151				3	217
N - R	387	55	101				5	161
S - Z	503	82	142				7	231



General Election November 28, 2011

Polling Division	Voters on List						REJECTED	VOTES CAST
		Ubalduis Raymond	Stephenson King	Veronica Guard-Weekes				
		SLP	UWP	NDM				
								

Polling Division C1 : Castries Comprehensive School





A - B	292	51	91	0			6	148
C - D	346	61	96	0			4	161
E - G	333	66	109	2			0	117
H - J	352	53	101	0			1	155
K - M	338	44	127	1			0	172
N - R	253	43	74	1			5	123
S - Z	341	107	133	1			1	242
SUB TOTAL	2255	425	731	5			17	1178

Polling Division C2 : Vide Boutielle Secondary School

A	336	61	91	0			2	154
B - C	446	74	133	1			5	213
D - E	350	51	117	0			5	173
F - H	444	69	145	1			3	218
I - J	389	75	112	0			4	191
K - L	236	47	68	1			0	116
M	288	36	97	1			2	136
N - R	407	62	114	2			8	186



General Election June 6, 2016

Polling Division	Voters on List						REJECTED	VOTES CAST
		Stephen John Charlery	Stephenson King					
		SLP	UWP					
								

Polling Division C1 : Castries Comprehensive School

A - CHAR	438	81	229				6	316
CHAS - E	454	33	130				0	163
F - JN	384	62	156				4	222
JO - ME	413	41	138				2	181
MI - R	369	27	114				4	145
S - Z	360	48	116				0	164
SUB TOTAL	2418	292	883				16	1191
POLICE	16							

Polling Division C2 : Vide Boutielle Secondary School

A - BO	432	50	128				1	179
BR - DA	397	41	125				1	167
DE - FO	458	45	163				2	210
FR - JI	469	50	126				5	181
JN - LE	430	47	118				2	167
LI - O	465	38	145				7	190
P - SM	476	39	159				0	198