

Constituency

Babonneau - B

POLLING DIVISION: B1

- (a) Davie (South), Monier (West), Babonneau (West), Balata (West), Christopher, La-Croix-Chaubourg (West), Paix Bouche (West).
- (b) Union Terrace, Ti Morne, Degazon, Feree', Union, Morne-Du-Don/Balata

POLLING DIVISION: B2

Paix Bouche (East), Marquis (North), Babonneau Road, Theatiste (West), La Gare, meric, Monier (East), La-Croix-Chaubourg (East), Morne Citon, Plateau.

POLLING DIVISION: B3

Boguis, Desablor, Marquis (South), Grande Anse (North), Theatiste (East).

POLLING DIVISION: B4

Cyders, Louvet, Des Barra, Grande Anse (South), Cacoli, Barre Coulon, La Sorciere, Caille

POLLING DIVISION: B5





- (a) Ti Chemin, Fond Assau, Chassin, En-Poix-Doux, Talvern, Des Bollieres, Babonneau (West), Combat, Fond Cacao (West), Hill 20, Cacao, Pays Perdu.
- (b) Resinard, Garrand, Des Barra Road.

POLLING DIVISION: B6

Babonneau (West), Cabiche, Hill 20, Balata (East), Cacao, Fond Cacao (South), Fond Cannie, Girard, La Fitte.



General Election July 2, 1979

Polling Division	Voters on List						REJECTED	VOTES CAST
		Auguste Gaspard	Allan R. Bousquet					
		SLP	UWP					
								

Polling Station B11 : Castries Comprehensive Secondary

A - J	541	109	181				9	299
K - Z	318	80	92				4	176
SUB TOTAL	859	189	273				13	475

Polling Station B12 : Union

A - Z	180	54	59				4	117
-------	-----	----	----	--	--	--	---	-----

Polling Station B2 : Babonneau Primary School

A - Z	439	101	180				5	286
K - Z	239	63	82				8	153
SUB TOTAL	678	164	262				13	439

Polling Station B3 : La Guere School

A - I	497	99	214				11	324
J - Z	416	67	220				8	295
SUB TOTAL	913	166	434				19	619

Polling Station B4 : Bogius School






A - Z	363	45	198				7	250
-------	-----	----	-----	--	--	--	---	-----

Polling Station B5 : Ossies's

A - Z	117	29	53				7	89
-------	-----	----	----	--	--	--	---	----









General Election May 3, 1982

Polling Station	Voters on List						REJECTED	VOTES CAST
		Austin Jude	Allan R. Bousquet	Moses Leonce				
		SLP	UWP	PLP				
								
Polling Division B11 : Comprehensive School								
A - I	418	9	177	51			2	239
J - Z	441	8	156	65			7	236
SUB TOTAL	859	17	333	116			9	475
Polling Division B12 : Union Agricultural Station								
A - Z	204	1	76	33			10	120
Polling Division B2 : Babonneau Primary School								
A - I	393	7	183	48			16	254
J - Z	334	6	146	44			3	199
SUB TOTAL	727	13	329	92			19	453
Polling Division B3 : La Guere School								
A - I	512	2	283	29			12	326
J - Z	510	3	271	21			8	303
SUB TOTAL	1022	5	554	50			20	629
Polling Division B4 : Boguis School								
A - Z	374	0	246	15			11	272
Polling Division B5 : Ossie's House								
A - Z	115	1	69	10			1	81
Polling Division B6 : Babonneau Infant School								
A - E	396	20	149	68			4	241



General Election April 6, 1987

Polling Division	Voters on List						REJECTED	VOTES CAST
		Emmanuel Mande	Allan Bousquet	Frances Michel				
		SLP	UWP	PLP				
								

Polling Division B11 : Comprehensive School

A - G	394	22	125	12			3	162
H - Q	366	31	112	16			3	162
R - Z	159	18	49	4			1	72
SUB TOTAL	919	71	286	32			7	396

Polling Division B12 : Union Agricultural School

A - Z	235	38	75	6			1	120
-------	-----	----	----	---	--	--	---	-----

Polling Station B2 : Babonneau Primary School

A - F	372	35	196	3			0	234
G - L	247	39	76	6			0	121
M - Z	180	27	71	0			1	99
SUB TOTAL	799	101	343	9			1	454





Polling Station B3 : La Guerre School

A - D	358	37	163	1			7	208
E - J	382	30	183	3			2	218
L - Z	386	19	171	4			4	198
SUB TOTAL	1126	86	517	8			13	624

Polling Station B4 : Boguis School



General Election April 30, 1987

Polling Division	Voters on List						REJECTED	VOTES CAST
		Emmanuel Provost-Mandé	Allan Bousquet					
		SLP	UWP					
								

Polling Division B11 : Comprehensive School

A - G	394	47	134	0			3	184
H - Q	366	45	121	0			4	170
R - Z	159	22	49	0			0	71
SUB TOTAL	919	114	304	0			7	425

Polling Division B12 : Union Agricultural Station

A - Z	235	35	82	0			2	119
-------	-----	----	----	---	--	--	---	-----

Polling Station B2 : Babonneau Primary School

A - F	372	45	189	0			3	237
G - L	248	45	80	0			5	130
M - Z	180	30	65	0			0	95
SUB TOTAL	800	120	334	0			8	462





Polling Station B3 : La Guerre School

A - D	358	39	170	0			7	216
E - K	382	42	193	0			3	238
L - Z	387	26	173	0			5	204
SUB TOTAL	1127	107	536	0			15	658

Polling Station B4 : Bogius School



General Election April 27, 1992

Polling Division	Voters on List						REJECTED	VOTES CAST
		Andre Lewis	Allan Bousquet					
		SLP	UWP					
								

Polling Division B11 : Castries Comprehensive Secondary School

A - E	305	27	134				7	168
F - J	356	38	114				8	160
K - Z	455	41	123				5	169
SUB TOTAL	1116	106	371				20	497

Polling Division B12 : Balata Combined School

A - Z	347	57	96				12	165
-------	-----	----	----	--	--	--	----	-----

Polling Station B2 : Babonneau Primary School





A - D	311	43	145				7	195
E - J	341	46	125				8	179
K - Z	301	44	95				3	142
SUB TOTAL	953	133	365				18	516

Polling Station B3 : La Guerre Combined School

A - D	325	35	133				10	178
G - H	350	48	190				5	243
I - L	332	21	148				10	179
M - Z	353	21	193				8	222
SUB TOTAL	1360	125	664				33	822



General Election May 23, 1997

Polling Division	Voters on List						REJECTED	VOTES CAST
		Kenneth John	Michael Louis					
		SLP	UWP					
								

Polling Division B11 : Castries Comprehensive Secondary School

A - D	339	85	79				7	171
E - H	308	90	81				3	174
I - L	272	60	73				4	137
M - Q	263	69	56				3	128
R - Z	242	82	58				4	144
SUB TOTAL	1424	386	347				21	754

Polling Division B12 : Balata Combined School

A - K	284	107	70				4	181
L - Z	168	70	32				7	109
SUB TOTAL	452	177	102				11	290









Polling Station B2 : Babonneau Primary School

A - C	322	94	108				5	207
D - I	288	105	72				4	181
J - M	303	124	62				5	191
N - Z	227	86	50				3	139
SUB TOTAL	1140	409	292				17	718

Polling Station B3 : La Gare Combined School



General Election December 3, 2001

Polling Division	Voters on List					REJECTED	VOTES CAST
		Felix Finisterre	Morela Joseph	Richard Spooner	Peter J. Smith		
		SLP	UWP	STAFF	NAU		
							

Polling Division B1 : Babonneau Primary School

	Voters on List	Felix Finisterre	Morela Joseph	Richard Spooner	Peter J. Smith	REJECTED	VOTES CAST
A - C	400	104	113	2	1	5	225
D - I	379	91	98	0	0	4	193
J - L	335	85	83	2	1	4	175
M - Z	362	94	77	0	1	7	179
SUB TOTAL	1476	374	371	4	3	20	772

Polling Division B2 : La Gare Combined School





	Voters on List	Felix Finisterre	Morela Joseph	Richard Spooner	Peter J. Smith	REJECTED	VOTES CAST
A - B	325	70	102	0	1	4	177
C-D	270	65	91	1	1	15	173
E - I	328	84	104	0	1	2	191
J - L	401	99	123	2	5	5	234
M - R	265	71	73	0	6	4	154
S - Z	265	71	78	1	3	7	160
SUB TOTAL	1854	460	571	4	17	37	1089

Polling Station B3 : Boguis Combined School

	Voters on List	Felix Finisterre	Morela Joseph	Richard Spooner	Peter J. Smith	REJECTED	VOTES CAST
A - J	346	179	56	0	1	11	247
K - Z	224	119	35	0	1	4	159
SUB TOTAL	570	298	91	0	2	15	406



General Election December 11, 2006

Polling Division	Voters on List						REJECTED	VOTES CAST
		Felix Finisterre	Ezechiel Joseph					
		SLP	UWP					
								

Polling Division B1 (a) : Babonneau Primary School

A - L	233	64	100				3	167
J - Z	235	82	95				8	185
SUB TOTAL	468	146	195				11	352

Polling Division B1(b) : Balata Combined School

A - C	269	56	96				7	159
D-I	260	64	115				5	184
J - M	268	80	92				2	174
N - Z	305	69	68				8	145
SUB TOTAL	1102	269	371				22	662

Polling Station B2 (a) : La Gare Combined School





A	280	56	117				2	175
B - C	200	65	115				0	180
D - F	356	93	159				2	254
G - I	210	65	115				2	182
J	379	75	150				10	235
SUB TOTAL	1425	354	656				16	1026

Polling Station B2 (b) : La Gare Community Centre

K- O	276	62	93				4	159
------	-----	----	----	--	--	--	---	-----



General Election November 28, 2011

Polling Division	Voters on List						REJECTED	VOTES CAST
		Alvina B. Reynolds	Ezechiel Joseph					
		SLP	UWP					
								

Polling Division B1 (a) : Balata Combined School

A - C	357	62	78				1	141
D - H	345	44	50				9	103
I - L	321	38	62				3	103
M - P	196	32	34				3	69
Q - Z	168	43	35				2	80
SUB TOTAL	1387	219	259				18	496

Polling Division B1 (b) : Babonneau Primary School



A - F	359	134	201				18	353
G - Z	354	144	157				11	312
SUB TOTAL	713	278	358				29	665

Polling Station B2 (a) : La Gare Combined

A	259	41	110				10	161
B - C	247	43	105				3	151
D	153	34	62				1	97
E - F	210	43	88				7	138
G - I	124	28	50				8	86
J	326	59	128				8	195
SUB TOTAL	1319	248	543				37	828



General Election June 6, 2016

Polling Division	Voters on List						REJECTED	VOTES CAST
		Alvina B. Reynolds	Ezechiel Joseph					
		SLP	UWP					
Polling Division B1 (a) : Balata Combined School								
A - D	460	63	186				7	256
E- I	332	57	129				3	189
J - L	294	57	109				3	169
M - Z	394	68	113				5	186
SUB TOTAL	1480	245	537				18	800
POLICE	12							
Polling Division B1 (b) : Babonneau Primary School								
A - I	352	63	110				10	183
J - Z	346	48	104				2	154
SUB TOTAL	698	111	214				12	337
Polling Station B2 (a) : La Guerre Combined School								
A - B	404	52	173				18	243
C - E	430	48	188				14	250
F - I	240	32	93				8	133
J - K	353	44	129				24	197
SUB TOTAL	1427	176	583				64	823
Polling Station B2 (b) : La Gare Community Centre								